

# ENGINE COOLANT TEMPERATURE SENSOR

Fuel Injection (Fuel Systems)

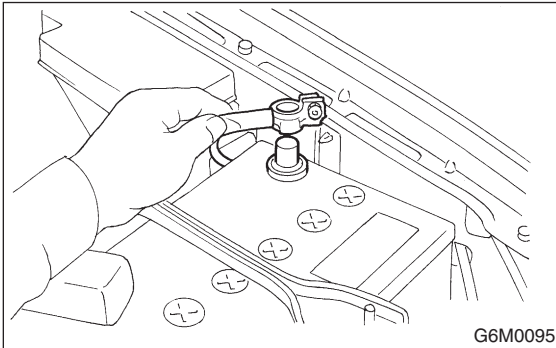
## 4. Engine Coolant Temperature Sensor

S105047

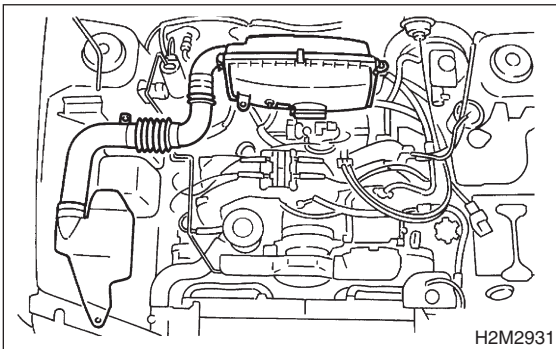
### A: REMOVAL

S105047A18


- 1) Disconnect battery ground cable.



- 2) Remove air intake duct <Ref. to IN-5 REMOVAL, Air Intake Duct.> and air cleaner assembly. <Ref. to IN-4 REMOVAL, Air Cleaner Case.>



- 3) Disconnect connector from engine coolant temperature sensor.



- 4) Remove engine coolant temperature sensor.

### B: INSTALLATION

S105047A11

Install in the reverse order of removal.

**Tightening torque:**

**25 N·m (2.5 kgf-m, 18.1 ft-lb)**

