

14. Air Assist Injector Solenoid Valve

S105570

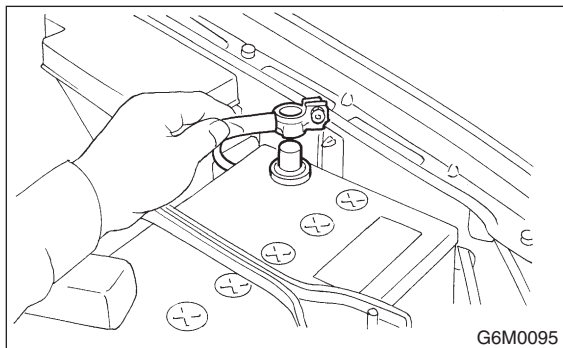
A: REMOVAL

S105570A18

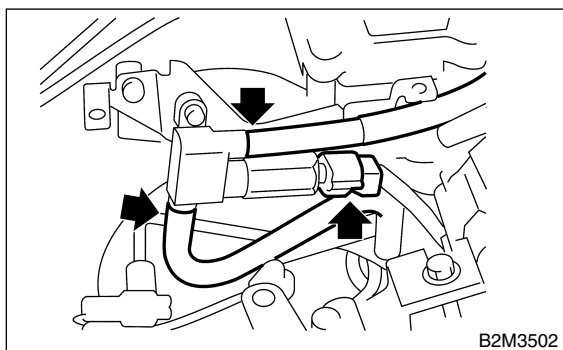
NOTE:

This sensor is installed on 2500 cc models only.

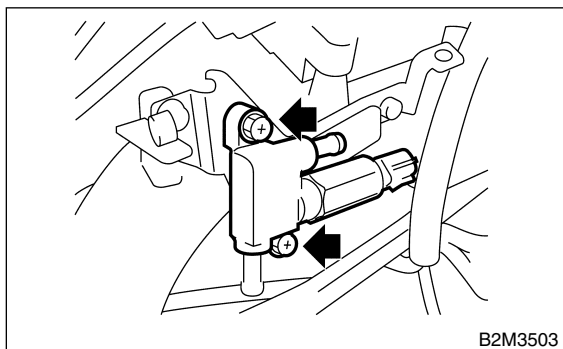
- 1) Disconnect battery ground cable.



- 2) Disconnect connector from air assist injector solenoid valve and disconnect air by-pass hoses.



- 3) Remove air assist injector solenoid valve from intake manifold.



B: INSTALLATION

S105570A11

Install in the reverse order of removal.

Tightening torque:

15.7 N·m (1.6 kgf-m, 11.6 ft-lb)

