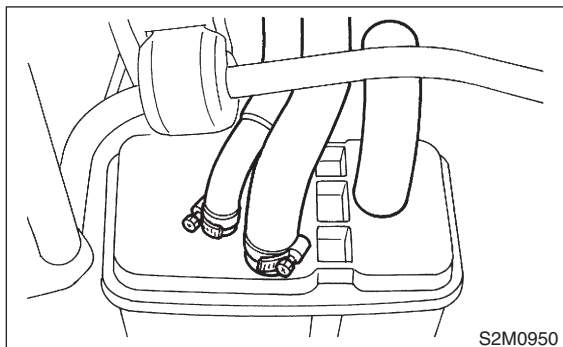


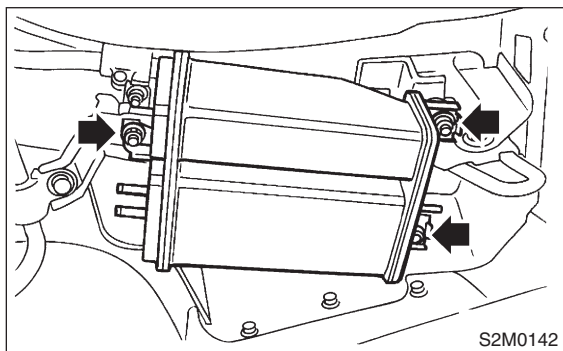
4. Canister S110037

A: REMOVAL S110037A18

- 1) Lift-up the vehicle.
- 2) Disconnect evaporation hoses from canister.



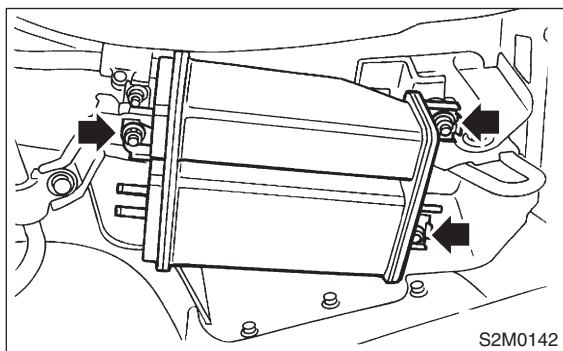
- 3) Remove canister from body.



B: INSTALLATION S110037A11

Install in the reverse order of removal.

Tightening torque:
22.5 N·m (2.3 kgf-m, 16.6 ft-lb)



C: INSPECTION S110037A10

Make sure the canister and canister hoses are not cracked or loose.