

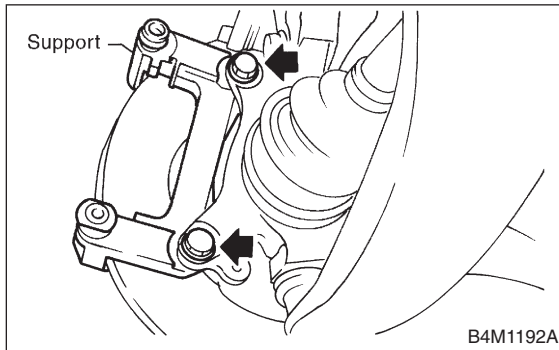
3. Front Disc Rotor S405173

A: REMOVAL S405173A18

- 1) Remove the brake pad. <Ref. to BR-17 REMOVAL, Front Brake Pad.>
- 2) Remove the support.

NOTE:

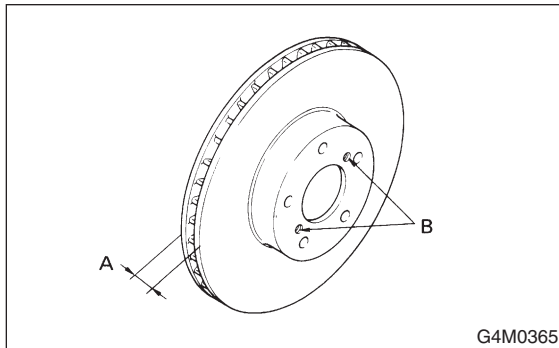
Remove support only when replacing it or the rotor. If need not be removed when servicing caliper body assembly.



- 3) Remove the disc rotor.

NOTE:

If disc rotor seizes up within the hub, drive disc rotor out by installing an 8-mm bolt in holes B on the rotor.



- 4) Clean mud and foreign particles from caliper body assembly and support.

B: INSTALLATION S405173A11

- 1) Install the disc rotor.
- 2) Install the support.

Tightening torque:

78 N·m (8 kgf-m, 58 ft-lb)

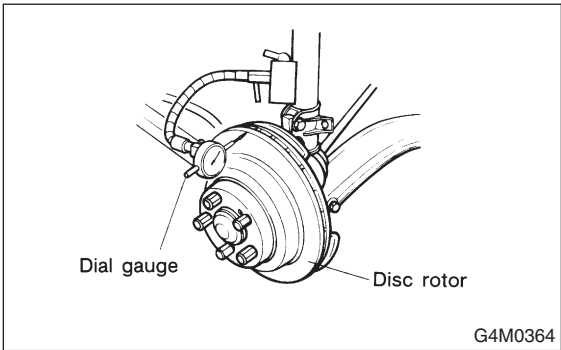
CAUTION:

- Always replace the pads for both the left and right wheels at the same time. Also replace pad clips if they are twisted or worn.
- A wear indicator is provided on the inner disc brake pad. If the pad wears down to such an extent that the end of the wear indicator contacts the disc rotor, a squeaking sound is produced as the wheel rotates. If this sound is heard, replace the pad.
- When replacing the pad, replace pads of the left and right wheels at the same time.

- 3) Install the pads and the caliper body. <Ref. to BR-17 INSTALLATION, Front Brake Pad.>

C: INSPECTION S405173A10

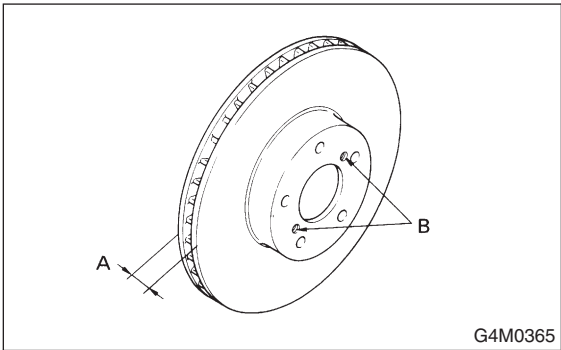
- 1) Install disc rotor by tightening the five wheel nuts.
- 2) Set a dial gauge on the disc rotor. Turn disc rotor to check runout.



NOTE:
Make sure that dial gauge is set 10 mm (0.39 in) inward of rotor outer perimeter. If the runout of disc rotor exceeds the limit, check for abnormal free play at hub bearing and runout in the thrust direction. If the hub bearing is okay, resurface the disc rotor. After resurfacing, check disc rotor thickness as in step 3.

Disc rotor runout limit:
0.075 mm (0.0030 in)

- 3) Measure disc rotor thickness. If the thickness of disc rotor is below service limit, replace the disc rotor.



NOTE:
Make sure that micrometer is set 10 mm (0.39 in) inward of rotor outer perimeter.

	Standard value	Service limit
Disc rotor thickness A	24.0 mm (0.945 in)	22.0 mm (0.866 in)