

# Malfunction Indicator Light

ENGINE (DIAGNOSTICS)

## 15. Malfunction Indicator Light

### A: PROCEDURE

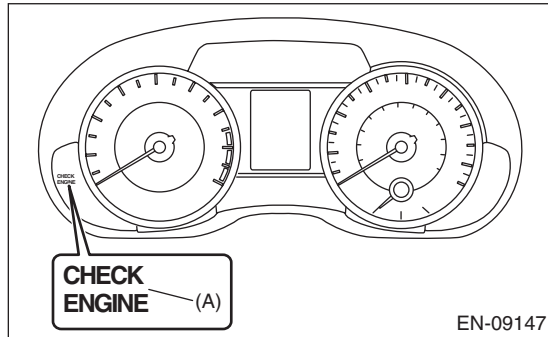
1. Activation of malfunction indicator light. <Ref. to EN(H4DO)(diag)-60, ACTIVATION OF MALFUNCTION INDICATOR LIGHT, Malfunction Indicator Light.>
↓
2. Malfunction indicator light does not come on. <Ref. to EN(H4DO)(diag)-61, MALFUNCTION INDICATOR LIGHT DOES NOT COME ON, Malfunction Indicator Light.>
↓
3. Malfunction indicator light does not go off <Ref. to EN(H4DO)(diag)-61, MALFUNCTION INDICATOR LIGHT DOES NOT GO OFF, Malfunction Indicator Light.>

### B: ACTIVATION OF MALFUNCTION INDICATOR LIGHT

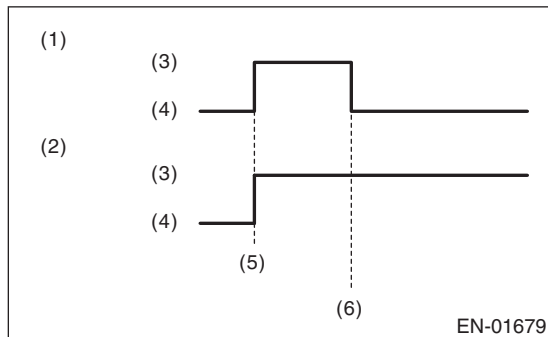
1) When the ignition switch is turned to ON (engine OFF), the malfunction indicator light (A) in the combination meter illuminates.

#### NOTE:

If the malfunction indicator light does not illuminate, perform diagnostics of the malfunction indicator light circuit or the combination meter circuit. <Ref. to EN(H4DO)(diag)-61, MALFUNCTION INDICATOR LIGHT DOES NOT COME ON, Malfunction Indicator Light.>

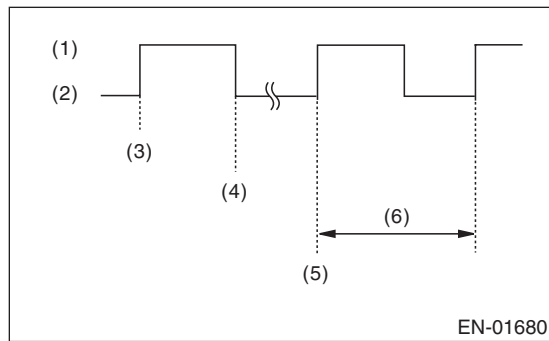


2) After starting the engine, the malfunction indicator light goes out. If it does not go off, any of the engine and emission control system has malfunction.



- (1) No faulty
- (2) Trouble occurs
- (3) ON
- (4) OFF
- (5) Ignition switch ON
- (6) Engine start

3) If the diagnostic system detects a misfire which could damage the catalyst, the malfunction indicator light will blink at a cycle of 1 Hz.



- (1) ON
- (2) OFF
- (3) Ignition switch ON
- (4) Engine start
- (5) Misfire start
- (6) 1 second

## C: MALFUNCTION INDICATOR LIGHT DOES NOT COME ON

### TROUBLE SYMPTOM:

When the ignition switch is turned to ON (engine OFF), malfunction indicator light does not illuminate.

### NOTE:

Refer to IDI section for diagnostic procedure. <Ref. to IDI(diag)-2, Basic Diagnostic Procedure.>

## D: MALFUNCTION INDICATOR LIGHT DOES NOT GO OFF

### TROUBLE SYMPTOM:

Although malfunction indicator light comes on when the engine runs, DTC is not shown on the Subaru Select Monitor or general scan tool display.

Step	Check	Yes	No
1 <b>CHECK DTC.</b>	Is DTC of engine or LAN system displayed? <Ref. to EN(H4DO)(diag)-43, OPERATION, Read Diagnostic Trouble Code (DTC).>	Check the appropriate DTC using the "List of Diagnostic Trouble Code (DTC)". <Ref. to EN(H4DO)(diag)-83, List of Diagnostic Trouble Code (DTC).> <Ref. to LAN(diag)-99, List of Diagnostic Trouble Code (DTC).>	Check the combination meter system. <Ref. to IDI(diag)-2, Basic Diagnostic Procedure.>