

## Rear ABS Wheel Speed Sensor

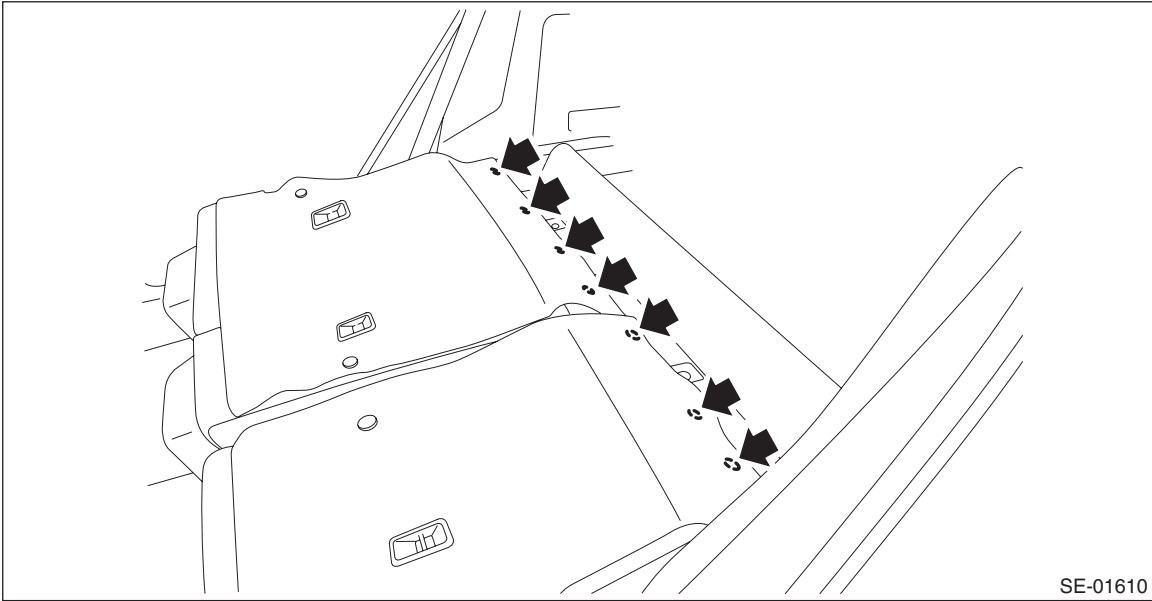
VEHICLE DYNAMICS CONTROL (VDC)

### 11. Rear ABS Wheel Speed Sensor

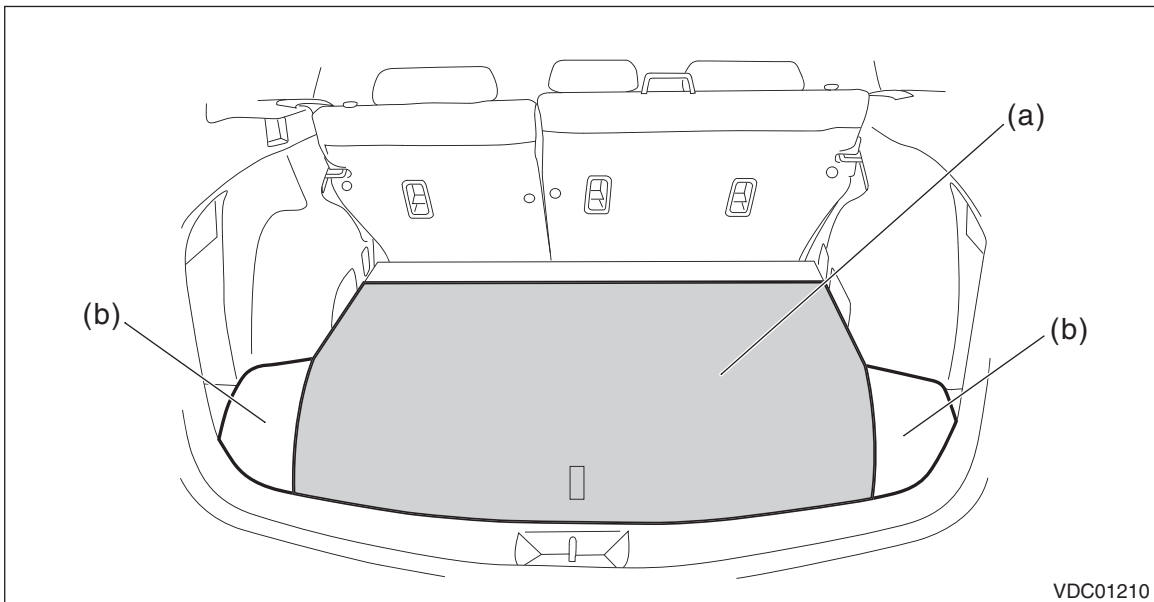
#### A: REMOVAL

##### CAUTION:

- Be careful not to damage the sensor.
  - Do not apply excessive force to the sensor harness.
  - Leave the sensor harness clamp on the vehicle side.
- 1) Disconnect the ground cable from battery.
  - 2) Lift up the vehicle, and then remove the rear wheels.
  - 3) Tilt the backrest assembly of the rear seat forward.
  - 4) Remove the clips located at the bottom of the cover COMPL - rear backrest LH and RH of the rear seat back.



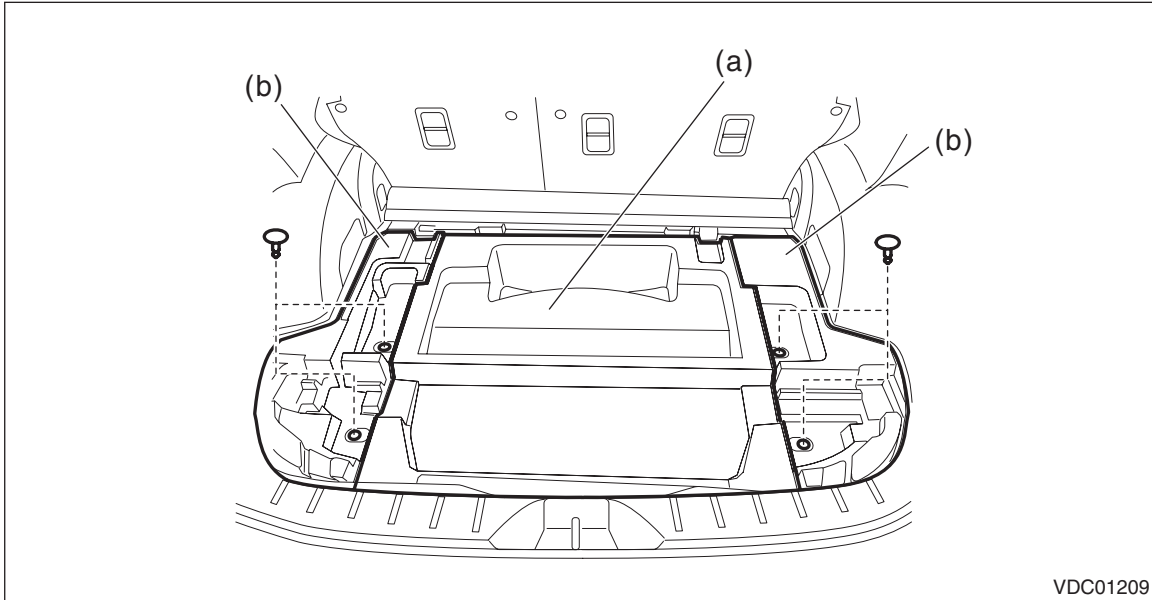
- 5) Remove the mat - rear floor CTR (a) and the mats - rear floor (b) of right and left sides.



## Rear ABS Wheel Speed Sensor

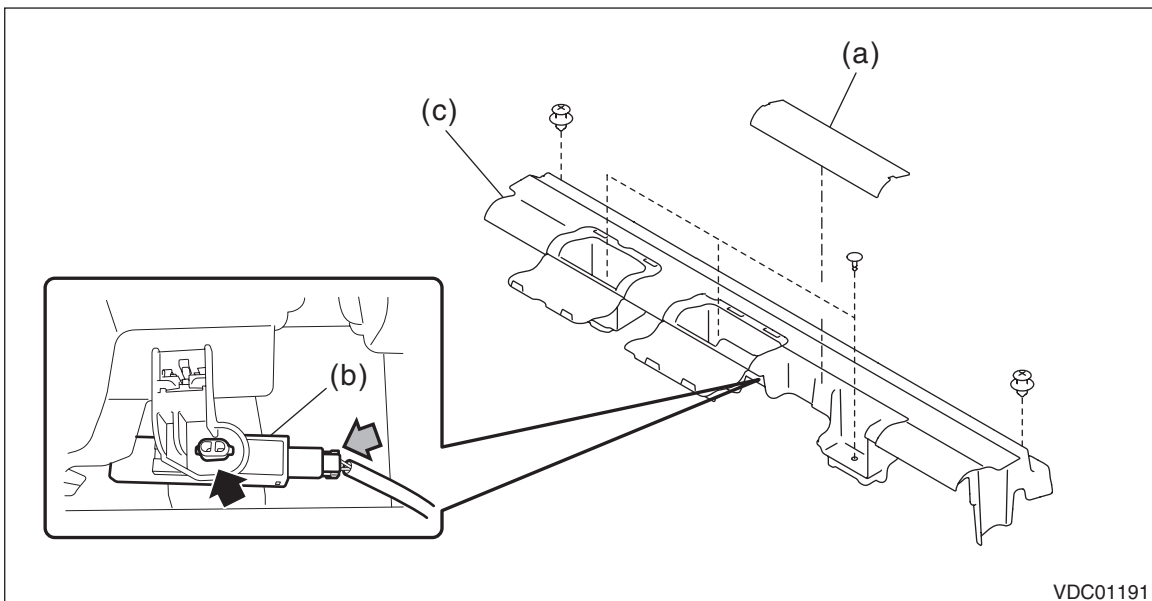
VEHICLE DYNAMICS CONTROL (VDC)

- 6) Remove the clips and remove the cover - trunk (a) and right and left spacers - rear front side (b).



- 7) Remove the spacer - rear floor front.

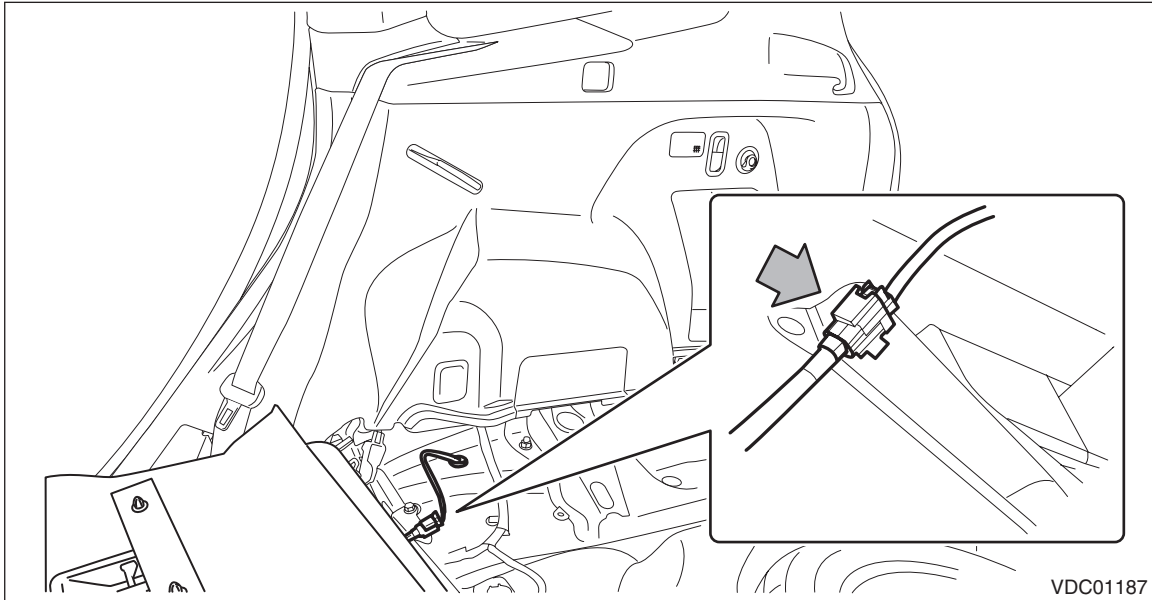
- (1) Remove the spacer - rear floor front center (a).
- (2) Disconnect the connector and remove the rear antenna assembly - interior (b).
- (3) Remove the clips and spacer - rear floor front (c).



## Rear ABS Wheel Speed Sensor

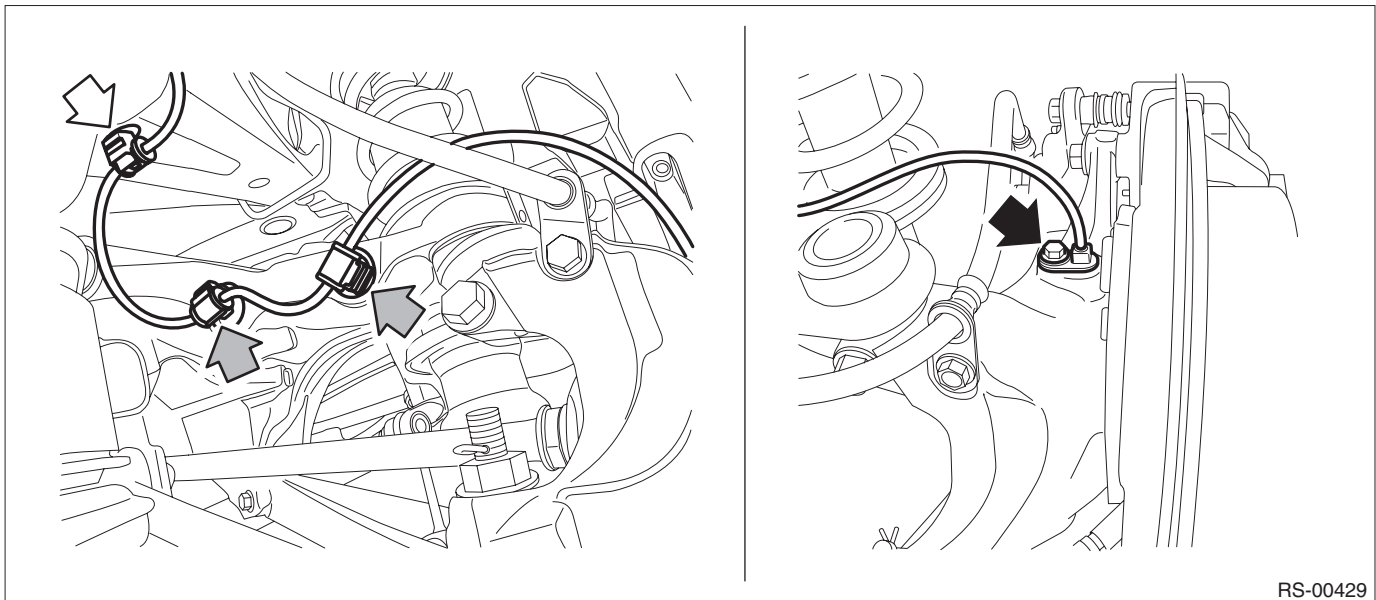
### VEHICLE DYNAMICS CONTROL (VDC)

8) Disconnect the connector of the rear ABS wheel speed sensor.



9) Remove the grommet from the rear wheel housing, and pull out the connector of the rear ABS wheel speed sensor.

10) Remove the harness clip and bolt, and remove the rear ABS wheel speed sensor.



## B: INSTALLATION

### CAUTION:

- Be careful not to damage the sensor.
- Do not apply excessive force to the sensor harness.

- 1) Install each part in the reverse order of removal.
- 2) Route the rear ABS wheel speed sensor cable to the upper arm assembly.

### NOTE:

Check the identification (mark) on the harness to make sure there is no warpage. <Ref. to VDC-2, SPECIFICATION, General Description.>

### Tightening torque:

**Rear ABS wheel speed sensor: 7.5 N·m (0.76 kgf-m, 5.5 ft-lb)**

**Rear wheel: 120 N·m (12.24 kgf-m, 88.5 ft-lb)**

## **C: INSPECTION**

### **1. ABS WHEEL SPEED SENSOR**

For inspection of rear ABS wheel speed sensor, refer to inspection of front ABS wheel speed sensor. <Ref. to VDC-39, CHECK ABS WHEEL SPEED SENSOR UNIT, INSPECTION, Front ABS Wheel Speed Sensor.>