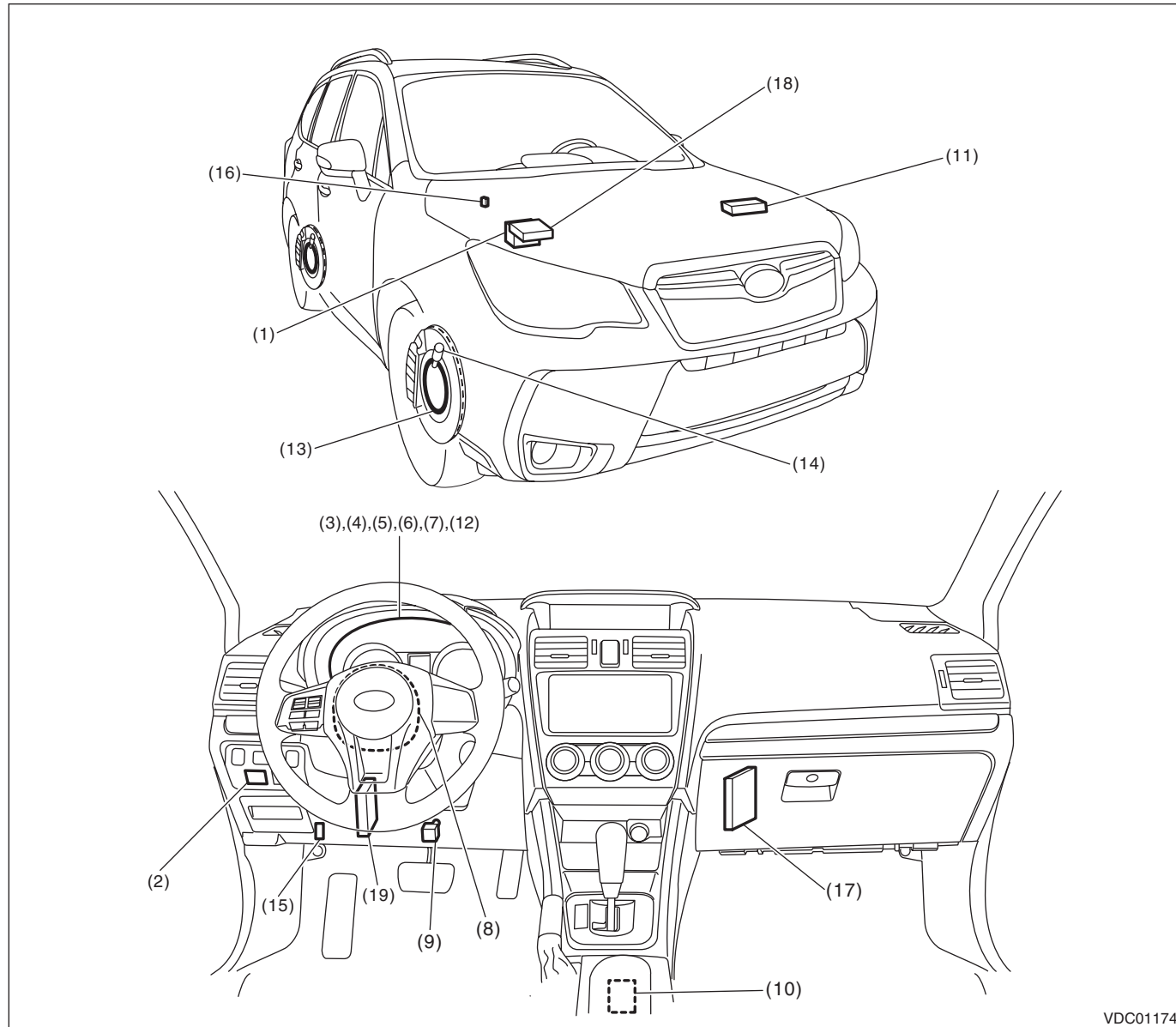


Electrical Component Location

VEHICLE DYNAMICS CONTROL (VDC) (DIAGNOSTICS)

4. Electrical Component Location

A: LOCATION



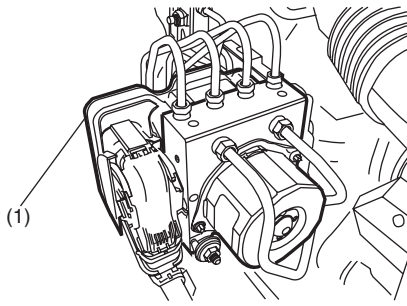
VDC01174

- | | | |
|---|--|--|
| (1) VDC control module and hydraulic control unit (VDCCM&H/U) | (8) Steering angle sensor | (14) ABS wheel speed sensor |
| (2) VDC OFF switch | (9) Stop light and brake switch | (15) Data link connector |
| (3) ABS warning light | (10) Yaw rate & G sensor (model with EyeSight) | (16) Two-way connector |
| (4) Brake warning light (EBD warning light) | (11) Brake light relay (model with X mode and model with EyeSight) | (17) Engine control module (ECM) (non-turbo model) |
| (5) VDC warning light & VDC indicator light | (12) Hill descent control indicator light (model with X mode) | (18) Engine control module (ECM) (turbo model) |
| (6) VDC OFF indicator light | (13) Magnetic encoder | (19) Transmission control module (TCM) |
| (7) Hill start assist warning light | | |

Electrical Component Location

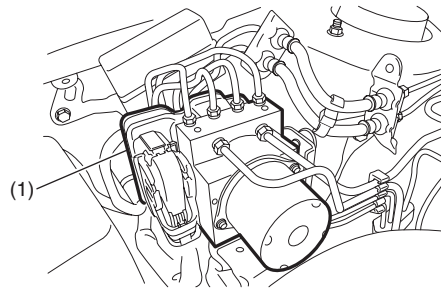
VEHICLE DYNAMICS CONTROL (VDC) (DIAGNOSTICS)

• Models without EyeSight

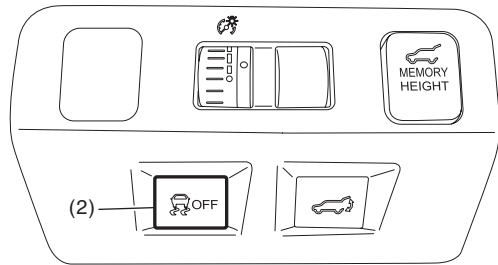


VDC00948

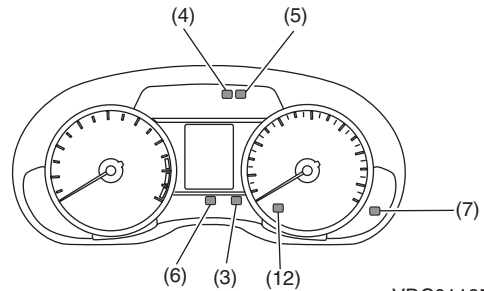
• Models with EyeSight



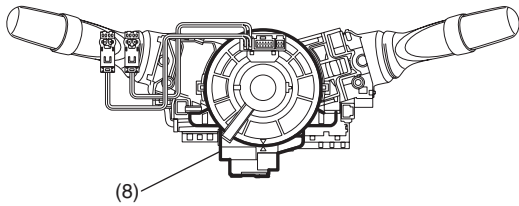
VDC01190



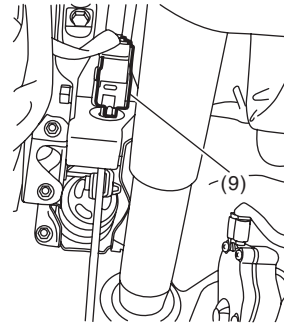
VDC01175



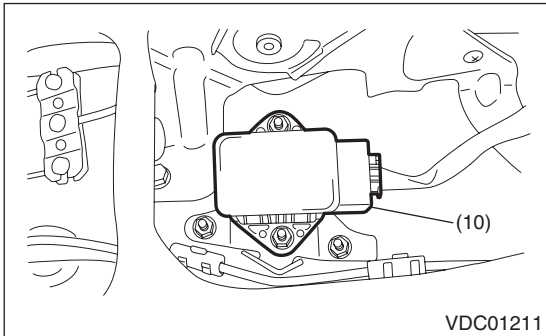
VDC01165



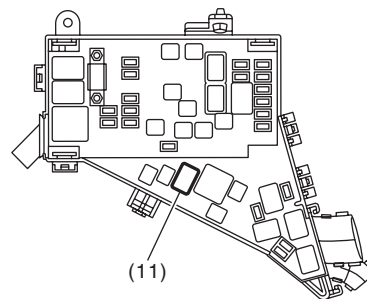
VDC00952



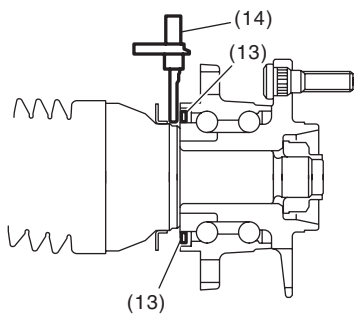
VDC01194



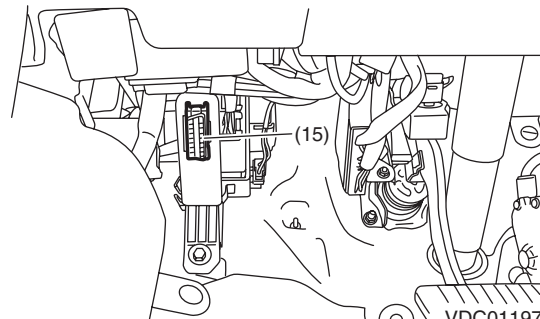
VDC01211



VDC01162



VDC01195



VDC01197