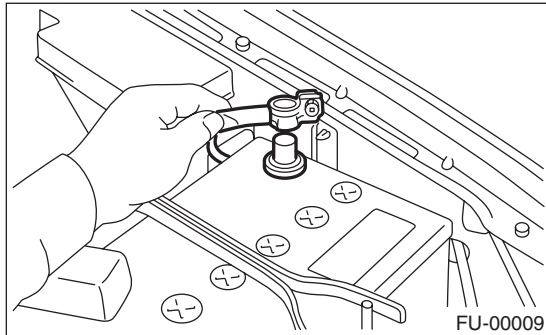


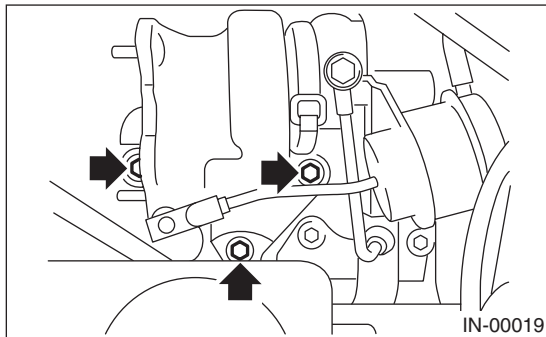
7. Turbocharger

A: REMOVAL

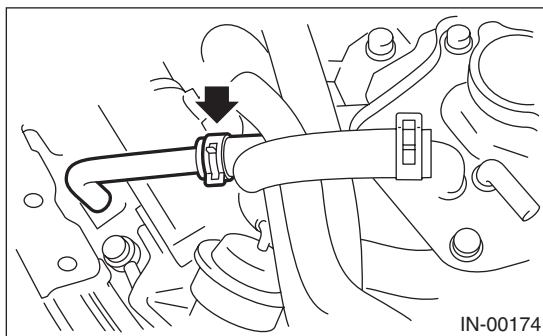
- 1) Set the vehicle on a lift.
- 2) Disconnect the ground cable from the battery.



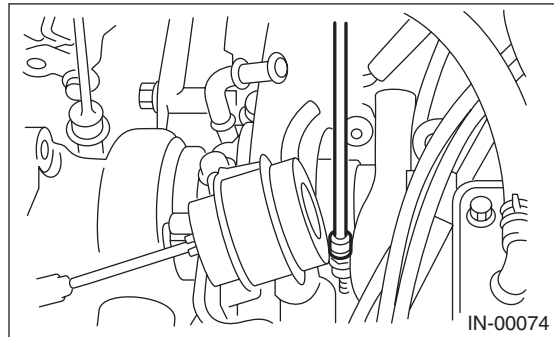
- 3) Remove the collector cover.
- 4) Remove the center exhaust pipe. <Ref. to EX(H4DOTC)-8, REMOVAL, Center Exhaust Pipe.>
- 5) Lower the vehicle.
- 6) Remove the bolts which secure the turbocharger to the turbocharger joint pipe.



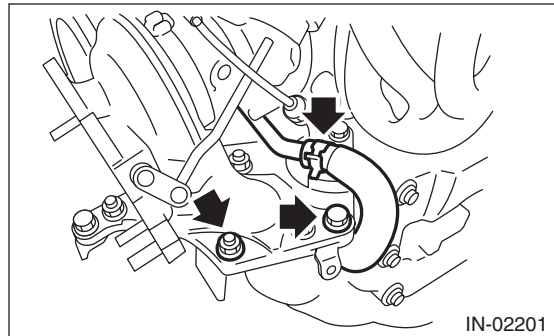
- 7) Disconnect the engine coolant hose which is connected to coolant filler tank.



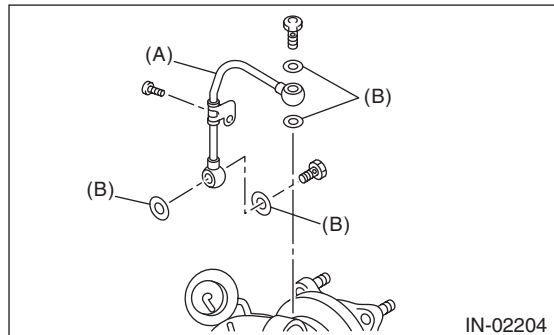
- 8) Loosen the clamp which secures turbocharger to intake duct.



- 9) Disconnect the engine coolant hoses from water pipe, and remove the turbocharger bracket RH.

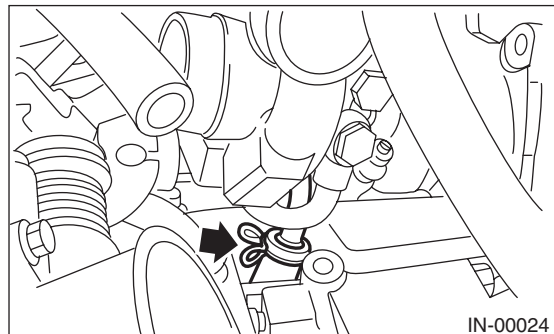


- 10) Remove the oil inlet pipe from turbocharger.



- (A) Oil inlet pipe
- (B) Metal gasket

- 11) Disconnect the oil outlet hose from pipe.



- 12) Take out the turbocharger from engine compartment.

Turbocharger

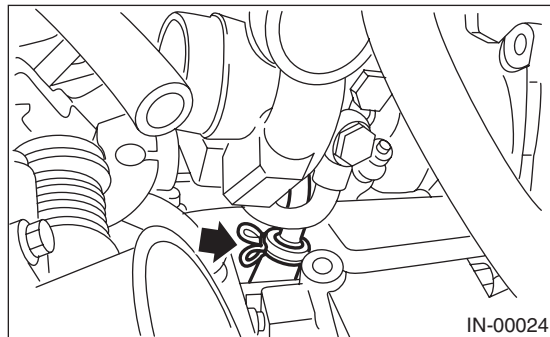
INTAKE (INDUCTION)

B: INSTALLATION

CAUTION:

When replacing the turbocharger, check the filter part of union screw for clogging. <Ref. to LU(H4SO)-24, INSPECTING UNION SCREW WITH FILTER, INSPECTION, Oil Pipe.>

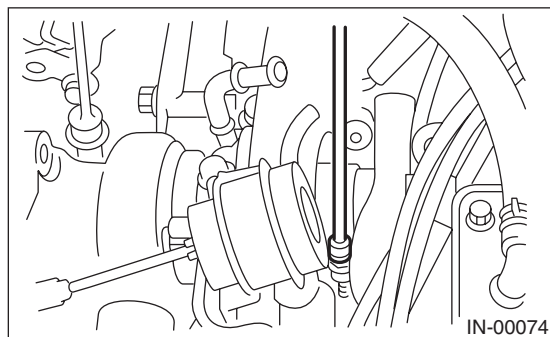
- 1) Connect the oil outlet hose to outlet pipe.



- 2) Install the turbocharger to intake duct.

Tightening torque:

3 N·m (0.3 kgf-m, 2.2 ft-lb)



- 3) Install the oil inlet pipe to turbocharger.

NOTE:

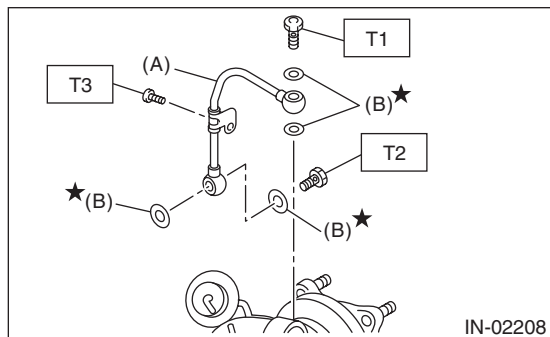
Use a new gasket.

Tightening torque:

T1: 16 N·m (1.6 kgf-m, 11.8 ft-lb)

T2: 29 N·m (3.0 kgf-m, 21.4 ft-lb)

T3: 4.9 N·m (0.50 kgf-m, 3.6 ft-lb)



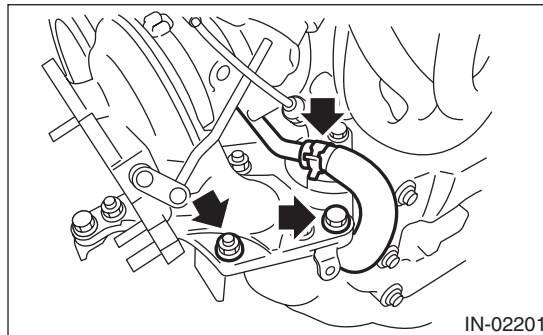
(A) Oil inlet pipe

(B) Metal gasket

- 4) Install the turbocharger bracket RH and connect the engine coolant hoses to the pipe.

Tightening torque:

33 N·m (3.4 kgf-m, 24.3 ft-lb)



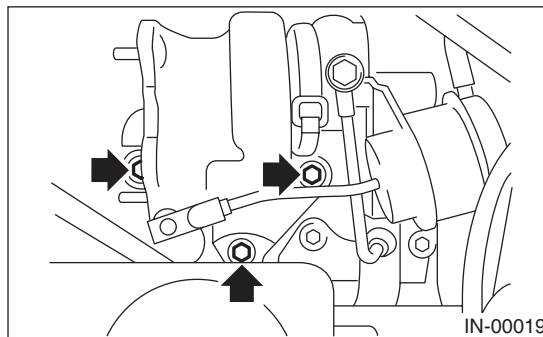
- 5) Install the joint pipe to turbocharger.

NOTE:

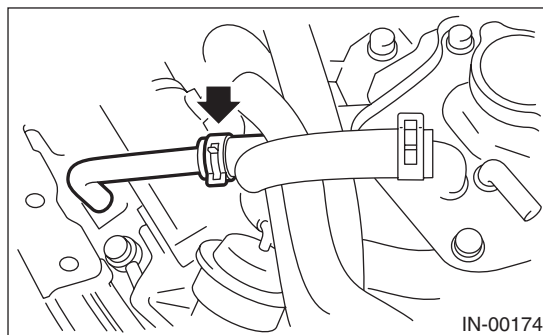
Use a new gasket.

Tightening torque:

42.5 N·m (4.3 kgf-m, 31.3 ft-lb)



- 6) Connect the engine coolant hose which is connected to the coolant filler tank.



- 7) Lift up the vehicle.
- 8) Install the center exhaust pipe. <Ref. to EX(H4DOTC)-9, INSTALLATION, Center Exhaust Pipe.>
- 9) Lower the vehicle.
- 10) Install the collector cover.
- 11) Connect the ground cable to battery.

