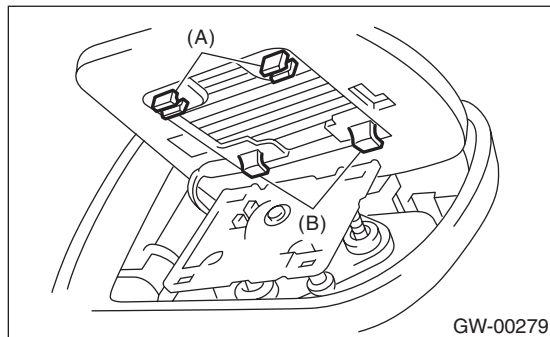


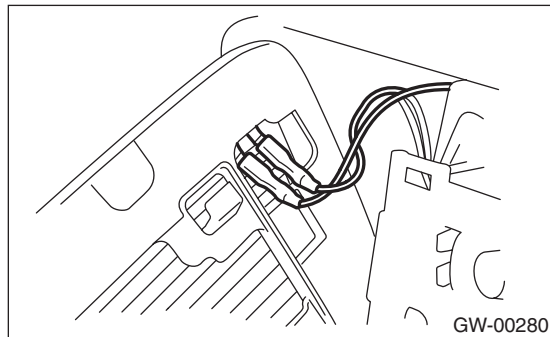
## 7. Outer Mirror

### A: REPLACEMENT

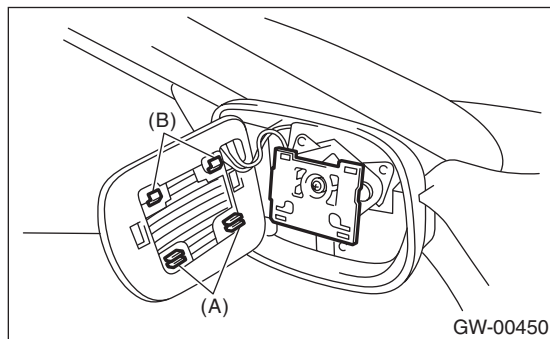
- 1) Face the mirror upward.
- 2) Use a flat tip screwdriver or similar tools to remove clip (A).
- 3) Lift the mirror lower part to remove hooks (B).



- 4) Disconnect the mirror heater connector from the end part of the mirror. (Model with mirror heater)



- 5) Catch the hooks (B) and install clips (A).



#### CAUTION:

- When removing the mirror, be careful not to damage the back surface of mirror with a flat tip screwdriver or similar tools.
- When installing the mirror, insert the hook and clip securely.