

SERVICE BULLETIN

APPLICABILITY

ALL LEGACY MODELS EQUIPPED WITH 4EAT

DATE

05-28-91

SUBJECT:**MANUAL VALVE STOPPER RETROFIT**

Should you encounter a 4EAT equipped Legacy that exhibits a resistance or possibly binds when shifting from manual 2 or 1 range, towards park position, a manual valve stopper or possibly a modified manual valve lever may need to be installed. These parts have been incorporated in production since 11/89, starting with Transmission Number 135220. See Figures 1 and 2 below.

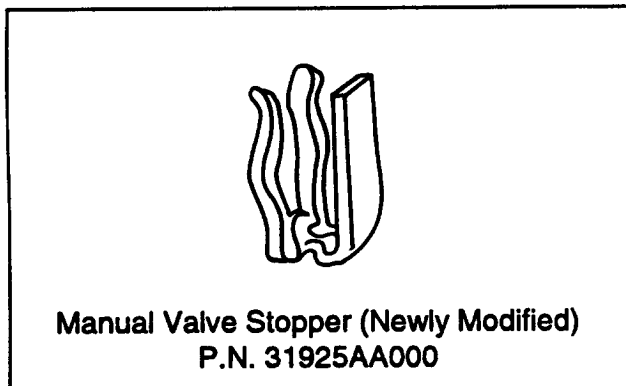


Figure 1

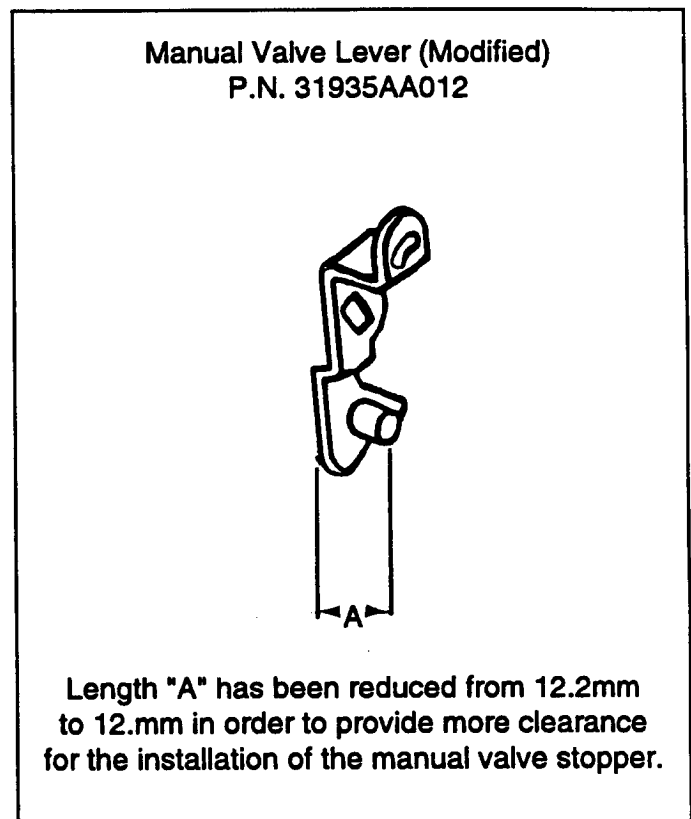
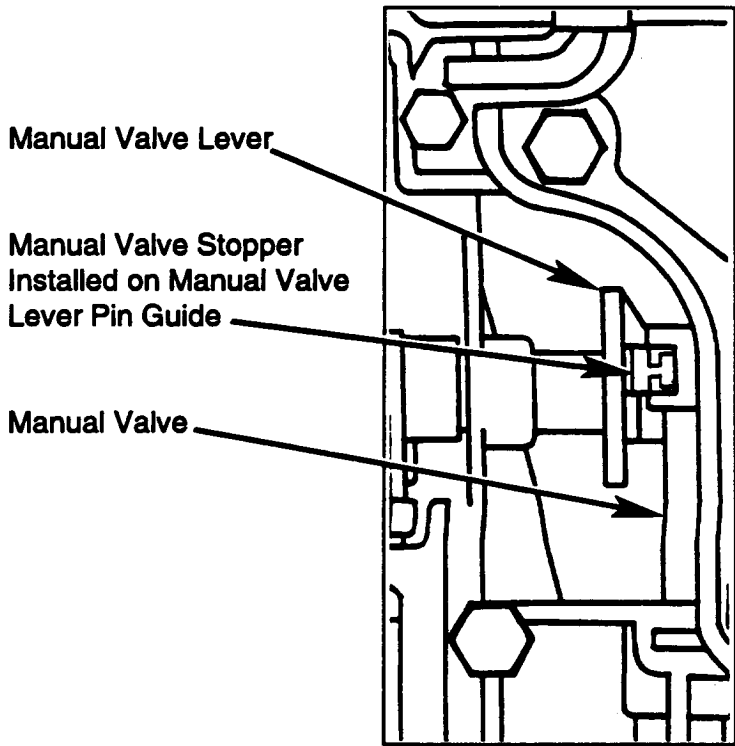
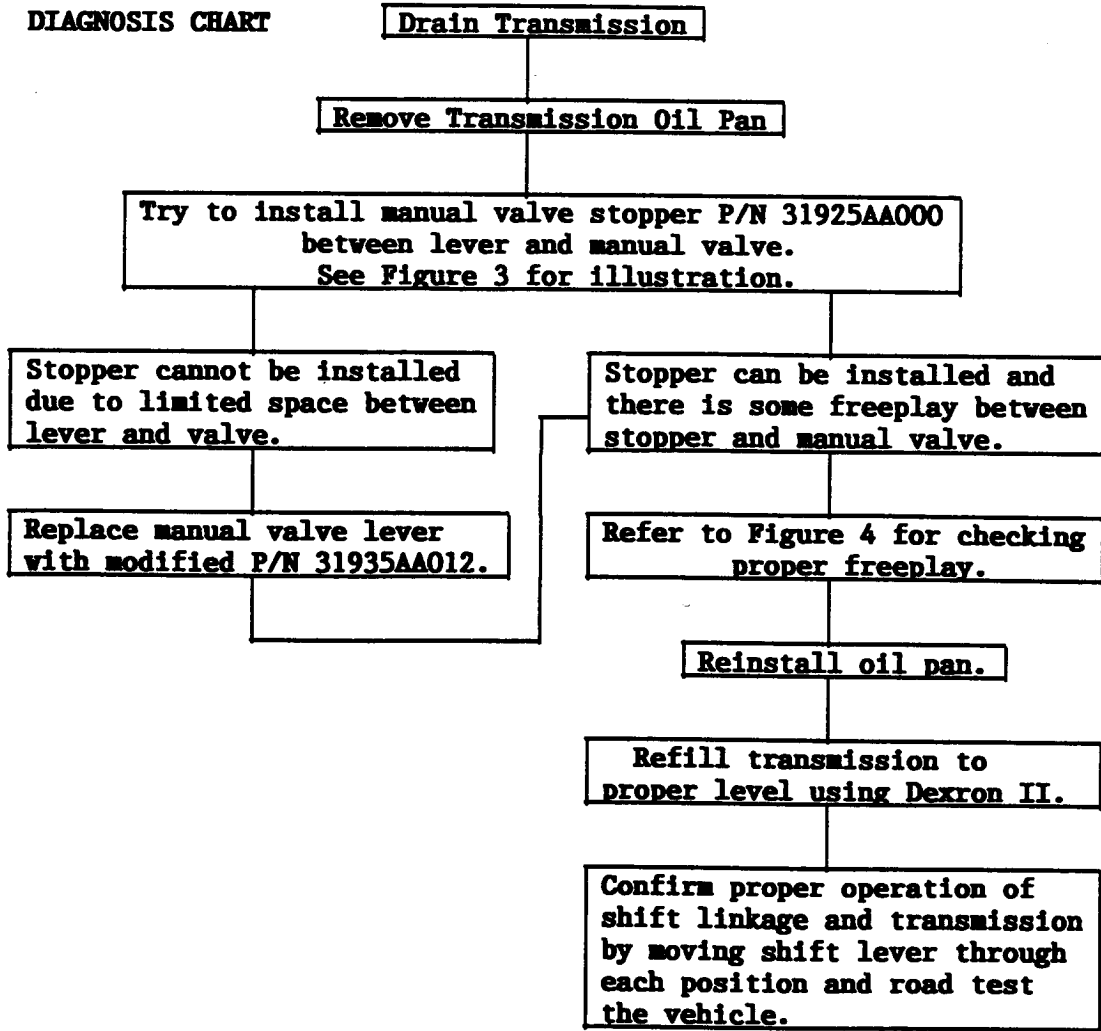


Figure 2

Observe the following procedures if the vehicle was produced prior to modification.

1. Ensure that the shift lever, shift lock mechanism, cable and all related parts are free from damage and operate normally. If correct, refer to the following diagnosis chart.

2. DIAGNOSIS CHART



Bottom view of manual valve and lever after modification

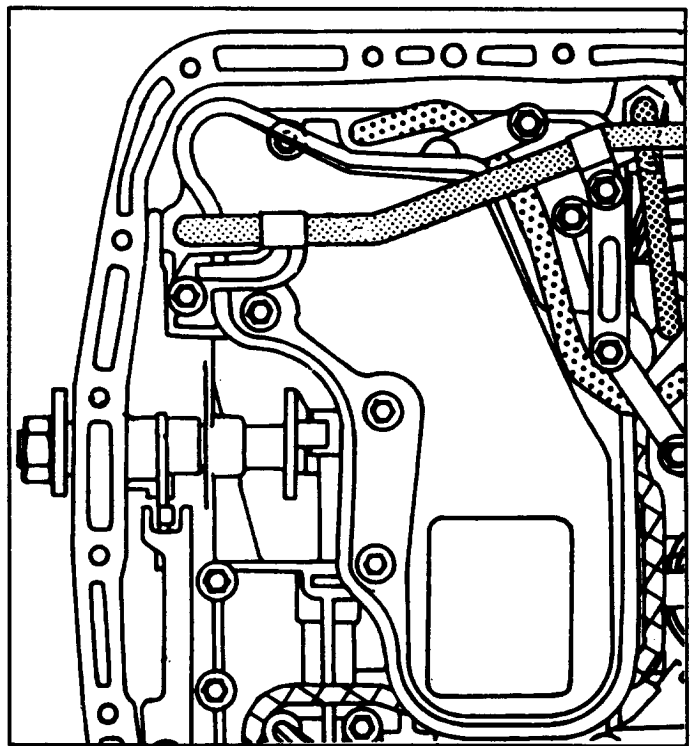


Figure 3

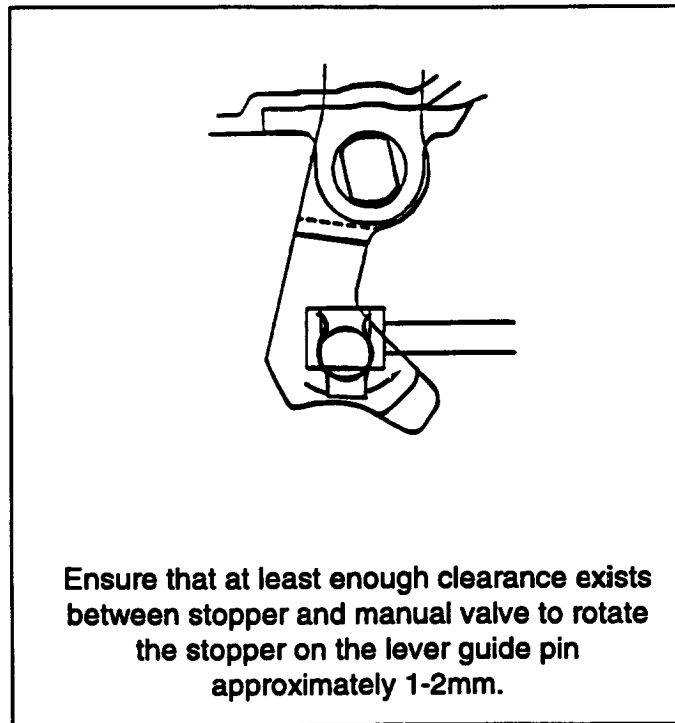


Figure 4

Checking Manual Valve Stopper Freeplay

NOTE: IF THERE IS NO PLAY BETWEEN STOPPER AND MANUAL VALVE, IT MAY CAUSE PREMATURE WEAR OR BINDING OF MANUAL VALVE.

FLAT RATE INFORMATION

The following may be used if the vehicle is within the warranty period.

| ITEM DESCRIPTION/ FAILURE CODE | OPERATION NUMBER | LABOR DESCRIPTIONS | LEGACY 4EAT |
|---|-----------------------------|---|--------------------|
| | B383-601 | TRANS OIL PAN, GASKET AND/OR PLUG R&R | 0.5 HOURS |
| MANUAL VALVE STOPPER MAO-48 | C383-621 | MANUAL VALVE STOPPER MODIFICATION (INCLUDES CLEARANCE MEASUREMENT) | 0.1 HOURS |
| MANUAL LEVER MAZ-48 | C383-885 | MANUAL LEVER R&R (INCLUDES R&R VALVE BODY ASSEMBLY) | 1.3 HOURS |

Please use Operation Numbers B383-601 and C383-621 when claiming Manual Valve Stopper modification only. Use all 3 Operation Numbers listed above, if both Manual Stopper and Lever need to be installed.