



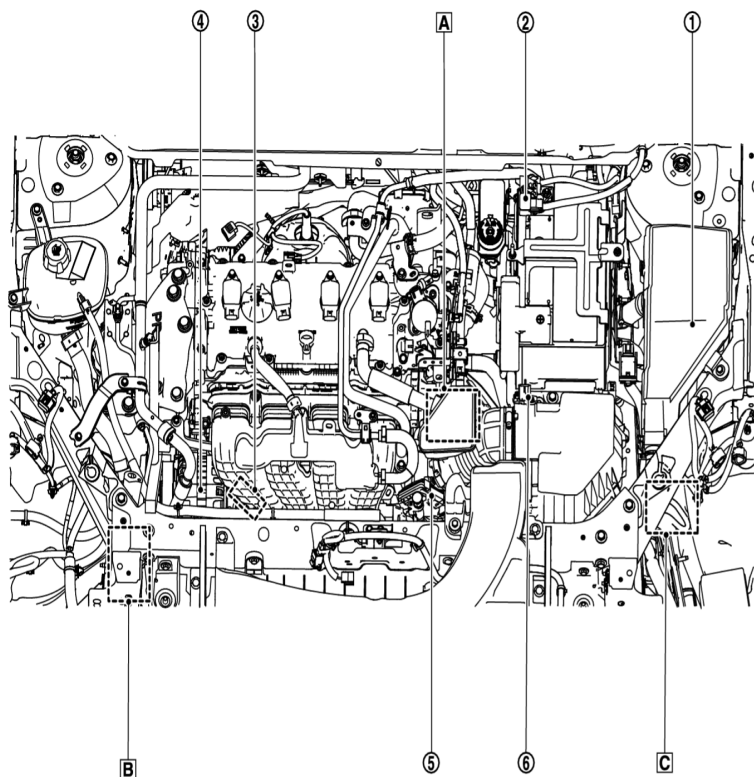
---

# Component Parts Location

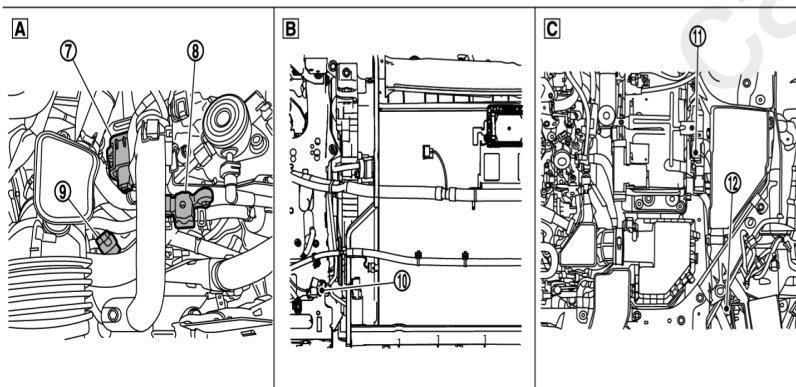
---

## ENGINE ROOM COMPARTMENT

cardiagn.com



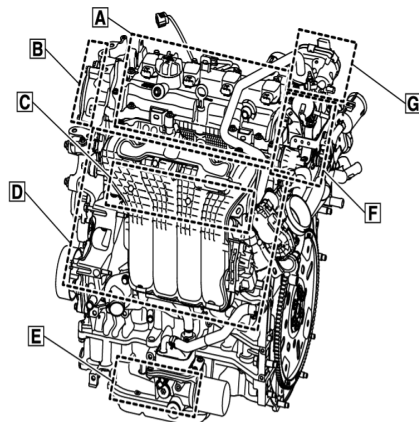
A Left center of engine compartment	B Right front of vehicle	C Left front of engine compartment
① IPDM E/R <a href="#">Component Parts Location</a> ➡	② 12 V battery current sensor	③ Manifold absolute pressure (MAP) sensor
④ Generator <a href="#">Component Parts Location</a> ➡	⑤ Electric throttle control actuator (with built in throttle position sensor and throttle control motor)	⑥ Mass air flow sensor (with intake air temperature sensor)
⑦ Intake manifold runner control valve actuator	⑧ EVAP canister purge volume control solenoid valve	⑨ Transmission range switch
⑩ Refrigerant pressure sensor  • AUTOMATIC AIR CONDITIONING SYSTEM: <a href="#">Component Parts Location</a> ➡ • MANUAL AIR CONDITIONING SYSTEM: <a href="#">Component Parts Location</a> ➡	⑪ ECM	⑫ Electric intake valve timing control module



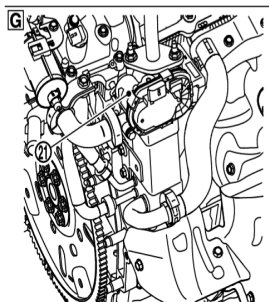
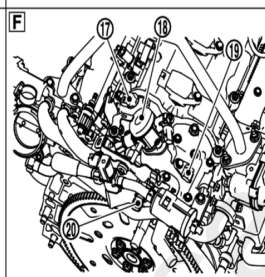
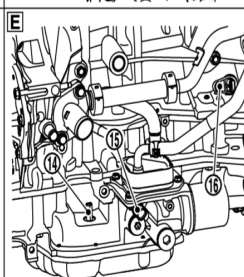
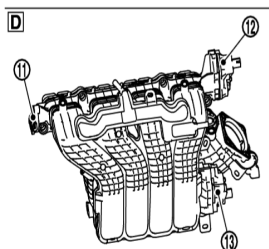
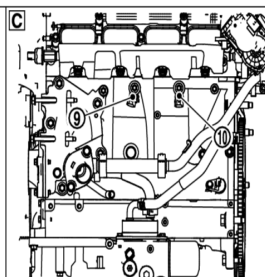
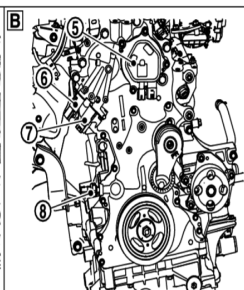
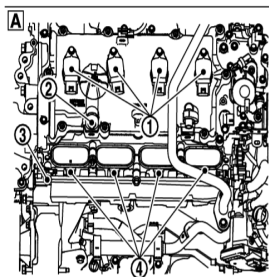
---

## ENGINE COMPARTMENT

cardiagn.com

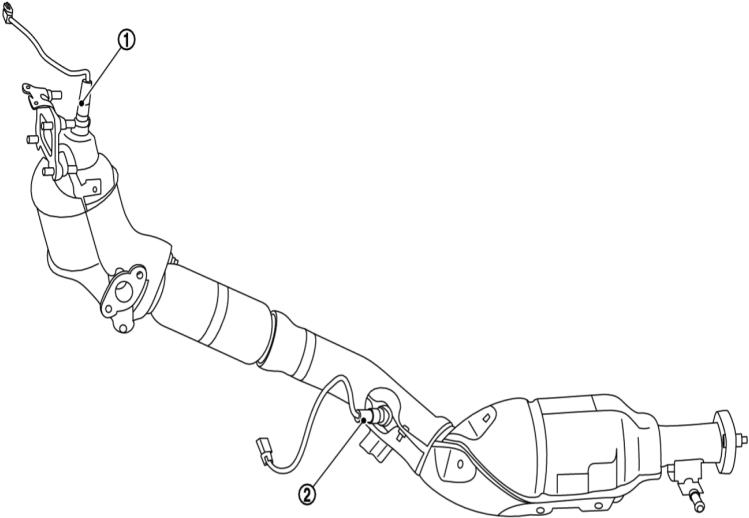


<b>A</b>	Top of engine	<b>B</b>	Top front of engine	<b>C</b>	Left side of engine
<b>D</b>	Air intake	<b>E</b>	Lower front of engine	<b>F</b>	Rear of engine
<b>G</b>	Rear of engine				
①	Ignition coil (with power transistor)	②	PCV valve	③	Fuel rail pressure sensor
④	Fuel injector	⑤	Electric intake valve timing control actuator	⑥	Exhaust valve timing intermediate lock control solenoid valve
⑦	Exhaust valve timing control solenoid valve	⑧	Engine oil pressure sensor	⑨	Knock sensor 1
⑩	Knock sensor 2	⑪	Intake manifold runner control valve position sensor	⑫	Intake manifold runner control valve actuator
⑬	Intake manifold tuning valve	⑭	Engine oil pressure control solenoid valve	⑮	Engine oil temperature sensor
⑯	Crankshaft position sensor	⑰	Intake camshaft position sensor	⑱	High pressure fuel pump
⑲	Exhaust camshaft position sensor	⑳	Engine coolant temperature sensor	㉑	EGR volume control valve

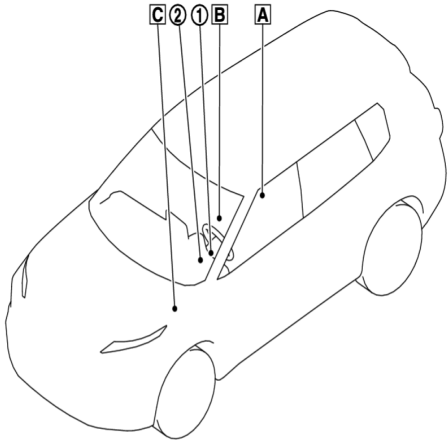


# EXHAUST COMPARTMENT

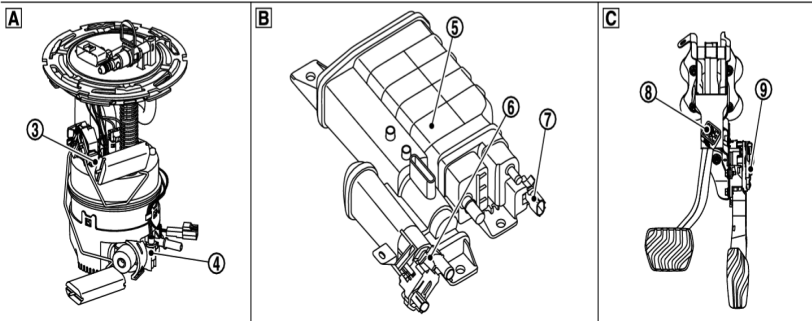
①	Air fuel ratio (A/F) sensor 1	②	Heated oxygen sensor 2		
---	-------------------------------	---	------------------------	--	--



# BODY COMPARTMENT



A	Inside fuel tank area	B	Front of fuel tank area	C	Pedal periphery area
①	ASCD/ACC steering switch	②	Combination meter [Malfunction indicator light (MIL), Information display]	③	EVAP canister
④	EVAP control system pressure sensor	⑤	EVAP canister vent control valve	⑥	Fuel level sensor unit and fuel pump
⑦	Fuel tank temperature sensor	⑧	Stop light switch	⑨	Accelerator pedal position sensor



cardiagn.com