


7

WIRING HARNESS ROUTING DIAGRAM

WIRING HARNESS ROUTING DIAGRAM 7-2

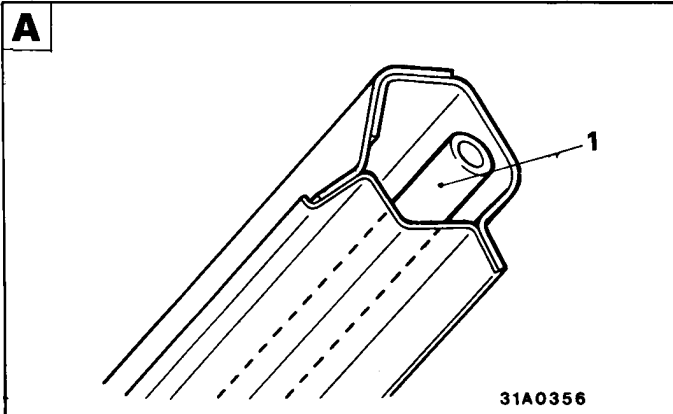
WIRING HARNESS ROUTING DIAGRAM

Hoses may be located in closed cross section components due to the body construction. When replacing these components, first remove the hoses.



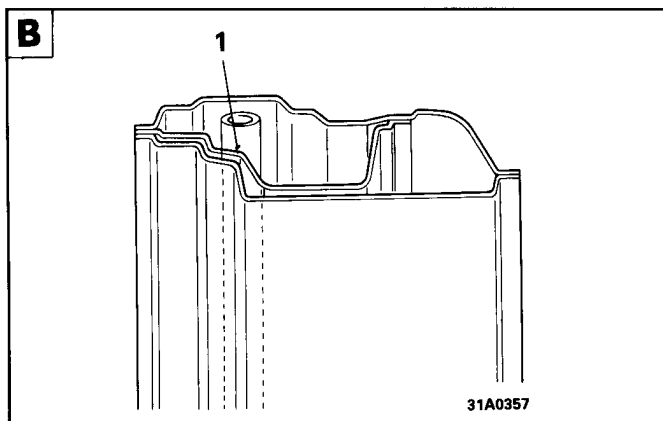
31A0170

1. Drain hose (Vehicles with sunroof)



31A0356

1. Drain hose (Vehicles with sunroof)



31A0357