

## GROUP 51

### EXTERIOR

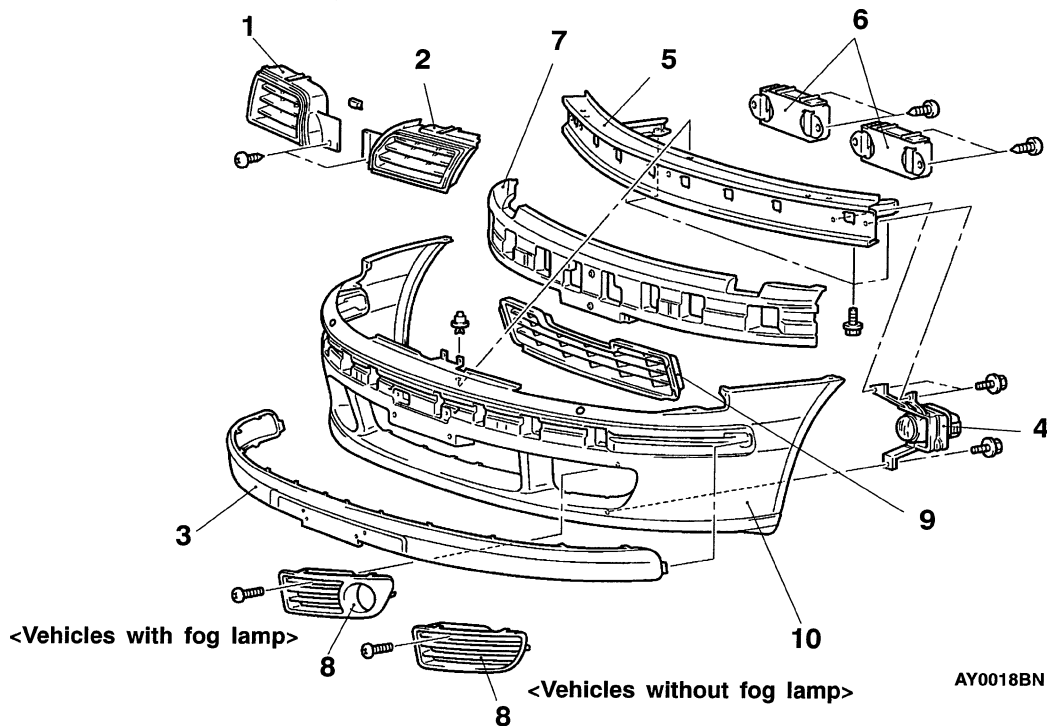
#### GENERAL

#### OUTLINE OF CHANGES

- The following service procedure has been revised as a dynamic damper has been added as the front bumper component <For Diesel>.
- The service procedure has been added due to the addition of the DI-D mark.

#### FRONT BUMPER<FOR DIESEL>

#### DISASSEMBLY AND REASSEMBLY

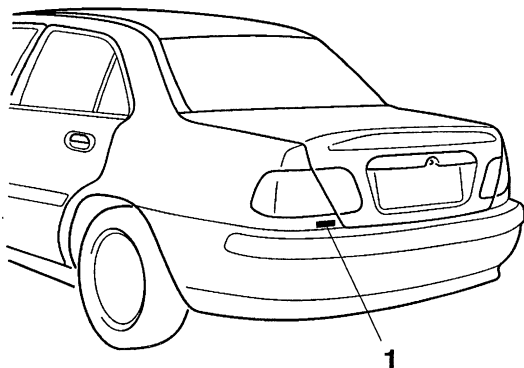


#### Disassembly steps


- |                          |                   |
|--------------------------|-------------------|
| 1. Radiator grille, R.H. | 6. Dynamic damper |
| 2. Radiator grille, L.H. | 7. Form           |
| 3. Bumper protector      | 8. Fog lamp cover |
| 4. Fog lamp              | 9. Under grille   |
| 5. Bumper reinforcement  | 10. Bumper face   |

**MARK****REMOVAL AND INSTALLATION**

&lt;Sedan&gt;



&lt;Hatchback&gt;



AY0019BN

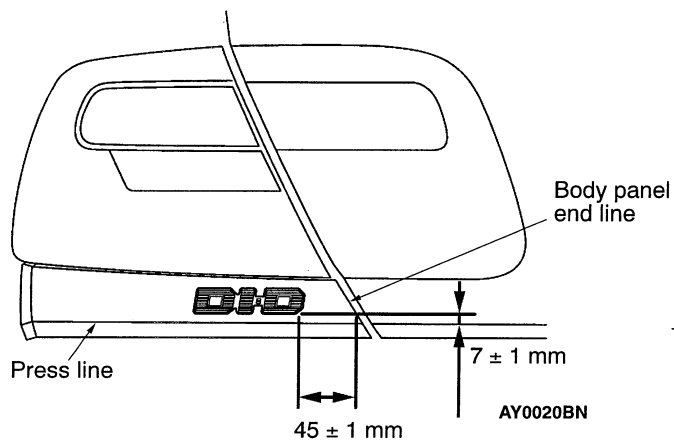
## ▶A◀ 1. DI-D MARK

**INSTALLATION SERVICE POINT**

## ▶A◀ MARK INSTALLATION

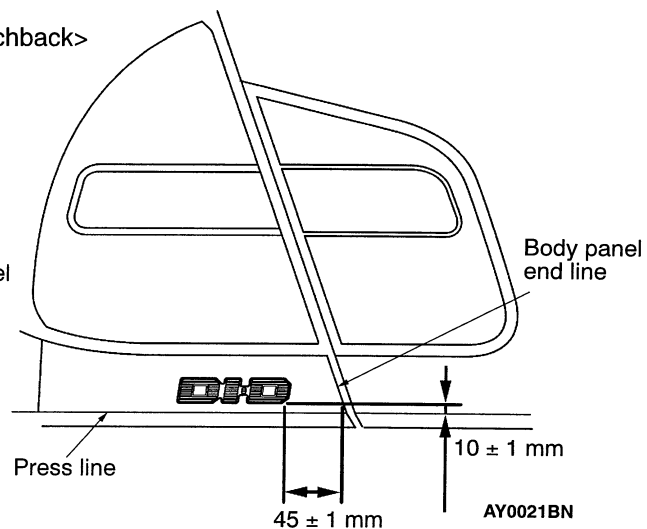
(1) DI-D MARK

&lt;Sedan&gt;



AY0020BN

&lt;Hatchback&gt;



AY0021BN