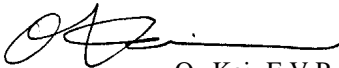




SERVICE BULLETIN

SERVICE GROUP, WARRANTY & SERVICE DEP.
MITSUBISHI MOTOR SALES EUROPE BV

SERVICE BULLETIN	NO.: ESB-96E37-002	
	DATE: 1996-07-30	<MODEL> CARISMA <M/Y> 96-10
SUBJECT: CHANGE OF POWER STEERING RETURN HOSE AND BOLT TIGHTENING TORQUES		
GROUP: STEERING		
INFORMATION:	 O. Kai -E.V.P. After Sales Service	

1. Description

The power steering return hose has been changed on left-hand drive models. In Addition, the tightening torque specifications for pressure hose attaching bolts and Eye bolts have been changed.

2. Effective Date:

Return hose: From September 21, 1995

Pressure hose attaching bolt and eye bolt torques: From July 12, 1995

3. Applicable Manual:

Manual	Pub. No.	Page(s)
'96 CARISMA Workshop Manual	PWDE9502 (English)	37A-20
	PWDS9503 (Spanish)	
	PWDF9504 (French)	
	PWDG9505 (German)	
	PWDD9506 (Dutch)	
	PWDW9507 (Swedish)	
	PWDI95E1 (Italian)	

4. Details:

Please refer to the attached page.

POWER STEERING HOSES

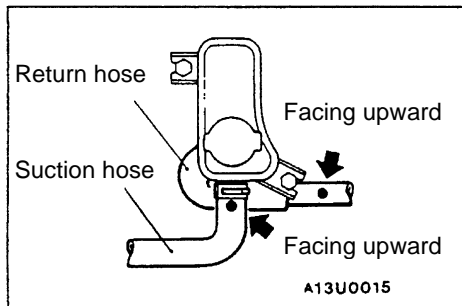
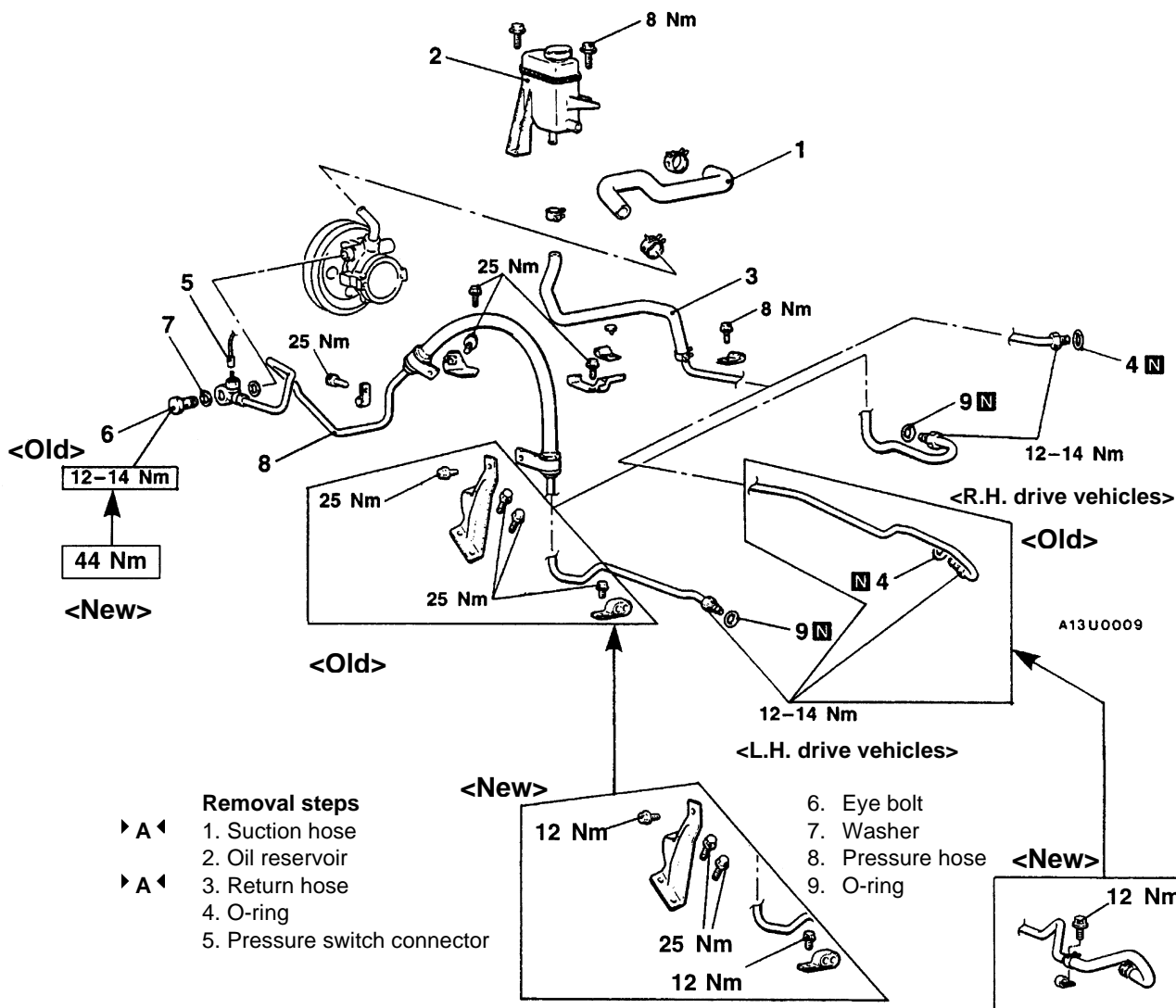
REMOVAL AND INSTALLATION

Pre-removal Operation

- Power Steering Fluid Draining (Refer to P.37A-8.)

Post-installation Operation

- Power Steering Fluid Supplying (Refer to P.37A-8.)
- Power Steering Fluid Line Bleeding (Refer to P.37A-8.)



INSTALLATION SERVICE POINT

▶ A ◀ RETURN HOSE/SUCTION HOSE INSTALLATION

Connect the hose so that the marking is facing upwards.