POWER TILT AND POWER TELESCOPIC STEERING COLUMN

COMPONENTS

SR1D4–01

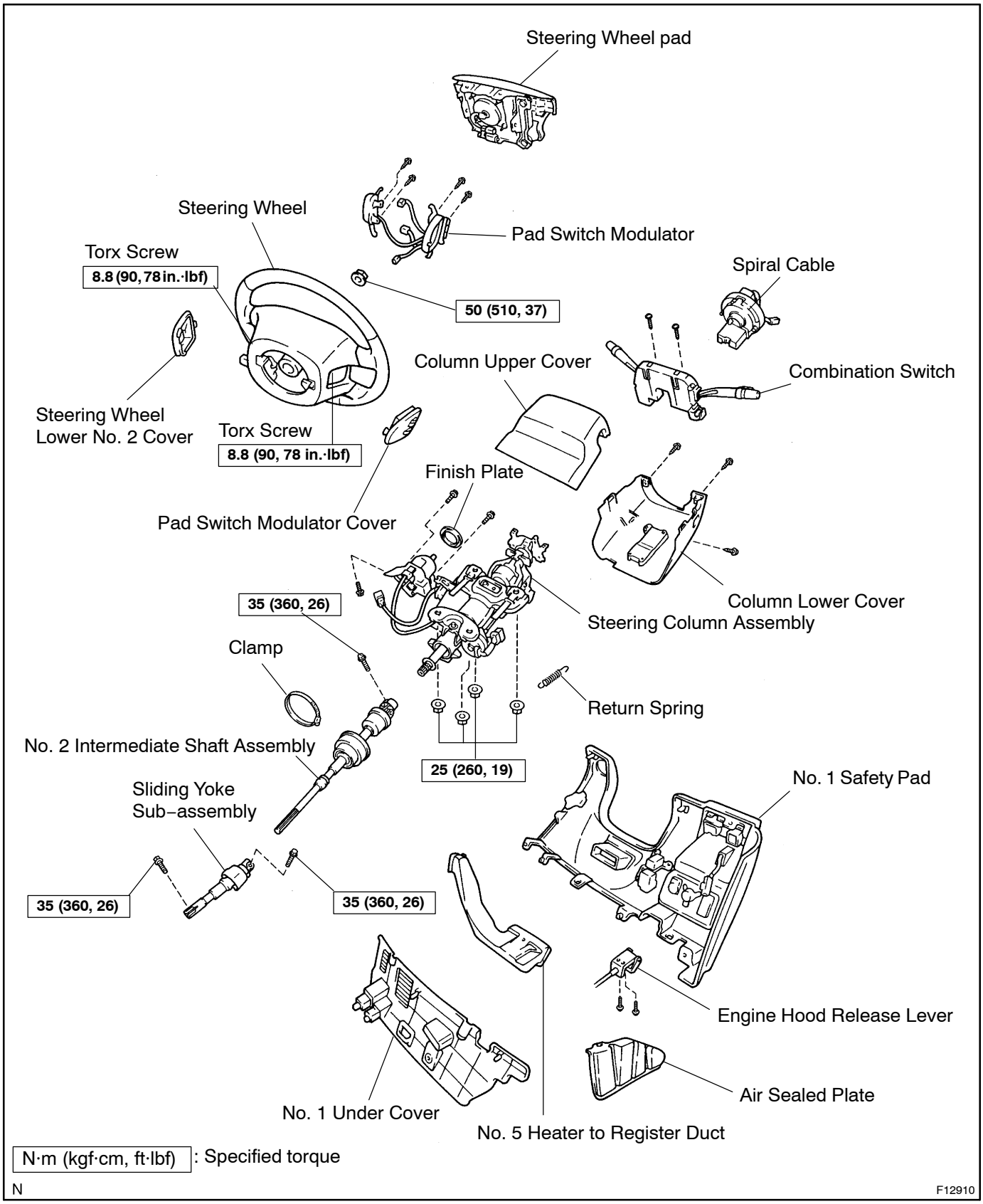

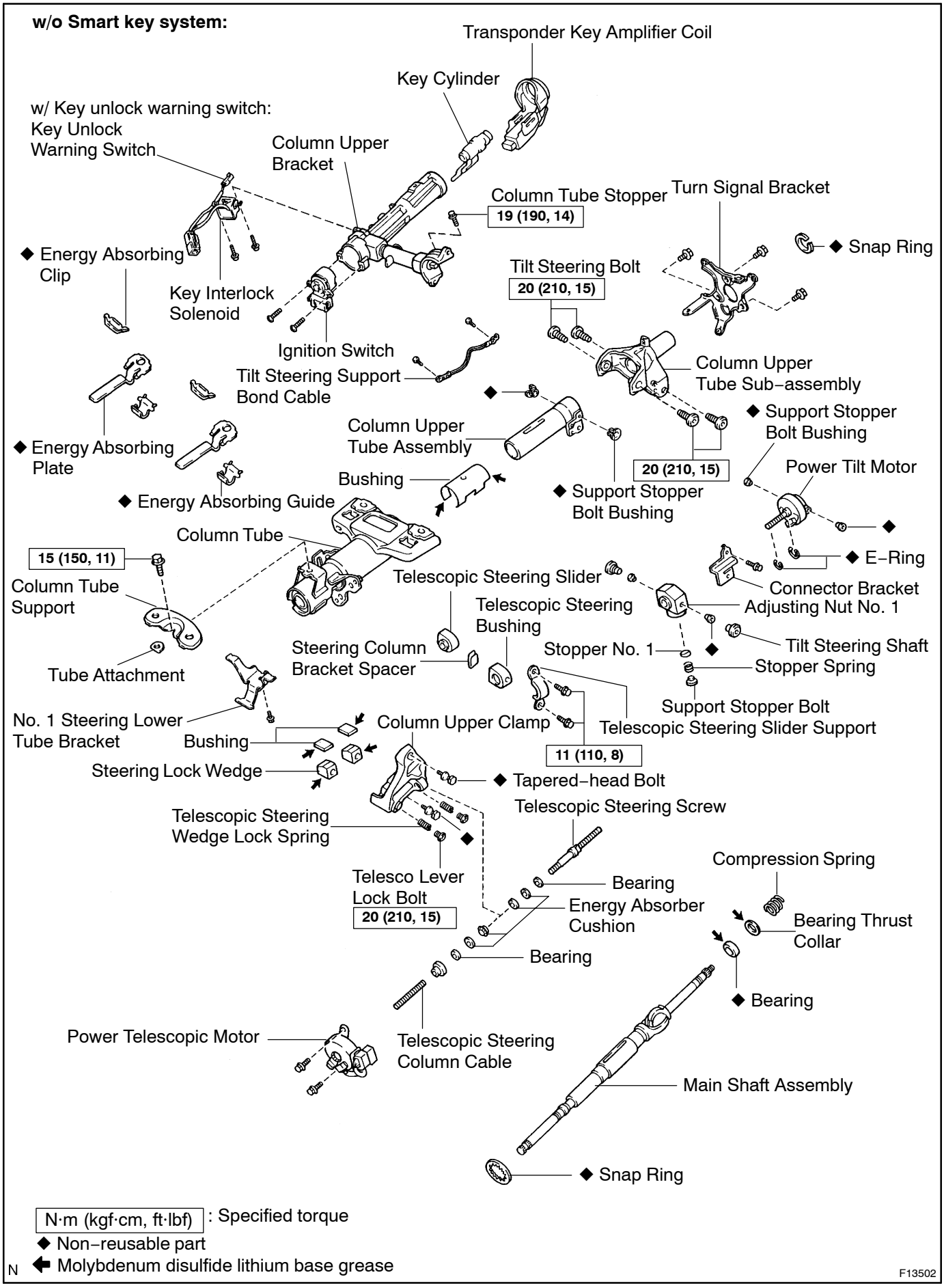
w/o Smart key system:
Transponder Key Amplifier Coil
Key Cylinder
w/ Key unlock warning switch:
Key Unlock Warning Switch
Column Upper Bracket
Column Tube Stopper
19 (190, 14)
Turn Signal Bracket
◆ Snap Ring
◆ Energy Absorbing Clip
Key Interlock Solenoid
Tilt Steering Bolt
20 (210, 15)
Ignition Switch
Tilt Steering Support Bond Cable
Column Upper Tube Sub–assembly
◆ Support Stopper Bolt Bushing
Column Upper Tube Assembly
◆ Energy Absorbing Plate
20 (210, 15)
Power Tilt Motor
Bushing
◆ Support Stopper Bolt Bushing
◆ Energy Absorbing Guide
Column Tube
15 (150, 11)
◆ E–Ring
Telescopic Steering Slider
Connector Bracket
Column Tube Support
Telescopic Steering Bushing
Adjusting Nut No. 1
Steering Column Bracket Spacer
Stopper No. 1
Tilt Steering Shaft
Stopper Spring
Tube Attachment
Support Stopper Bolt
No. 1 Steering Lower Tube Bracket
Column Upper Clamp
Telescopic Steering Slider Support
Bushing
11 (110, 8)
Steering Lock Wedge
◆ Tapered–head Bolt
Telescopic Steering Screw
Telescopic Steering Wedge Lock Spring
Compression Spring
Telesco Lever Lock Bolt
20 (210, 15)
Bearing
Energy Absorber Cushion
Bearing Thrust Collar
Bearing
◆ Bearing
Power Telescopic Motor
Telescopic Steering Column Cable
Main Shaft Assembly
◆ Snap Ring
N·m (kgf·cm, ft·lbf) : Specified torque
◆ Non–reusable part
Molybdenum disulfide lithium base grease
F13502

w/ Smart key system:

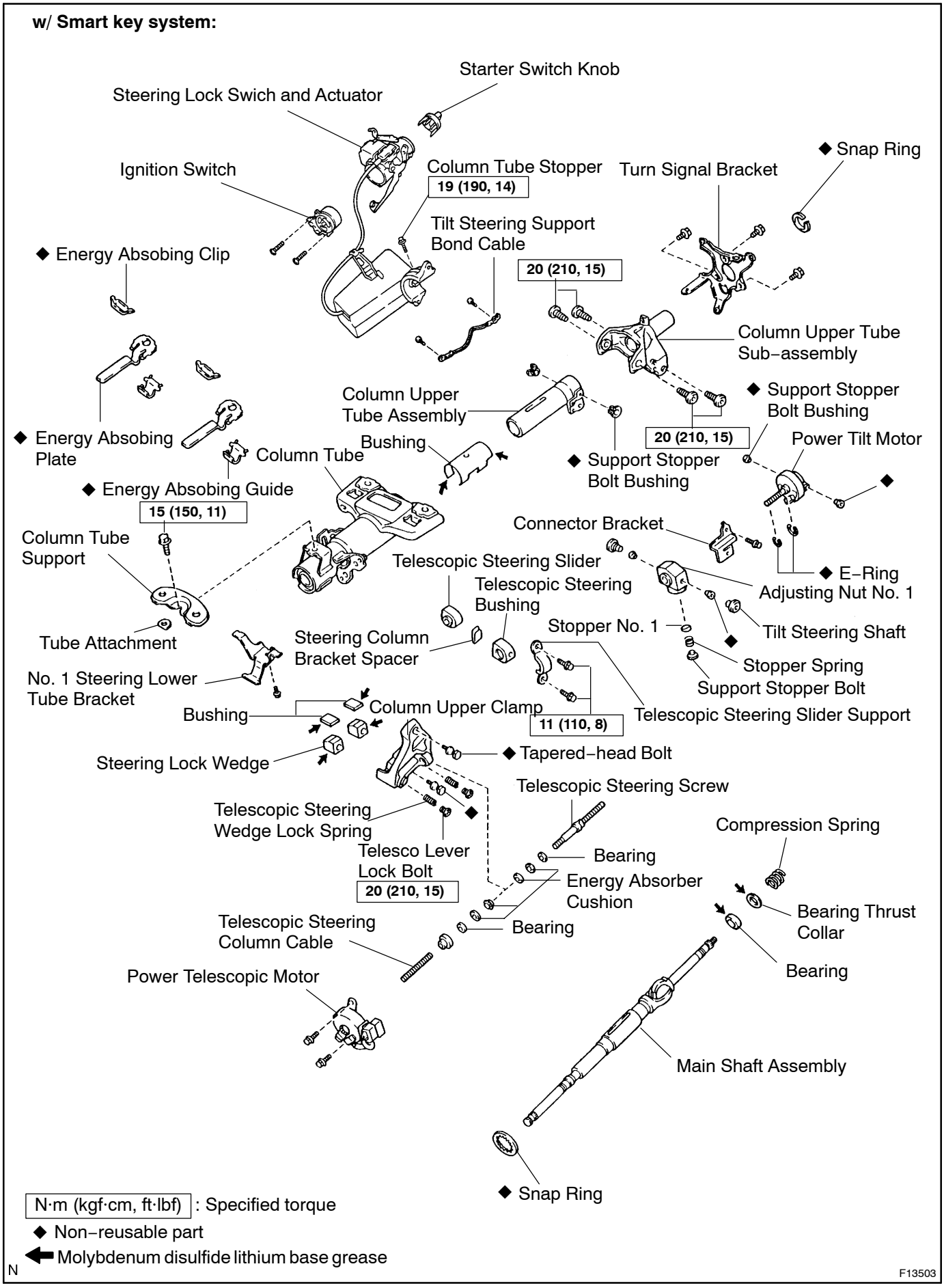

N·m (kgf·cm, ft·lbf) : Specified torque

◆ Non–reusable part

Molybdenum disulfide lithium base grease

N

F13503