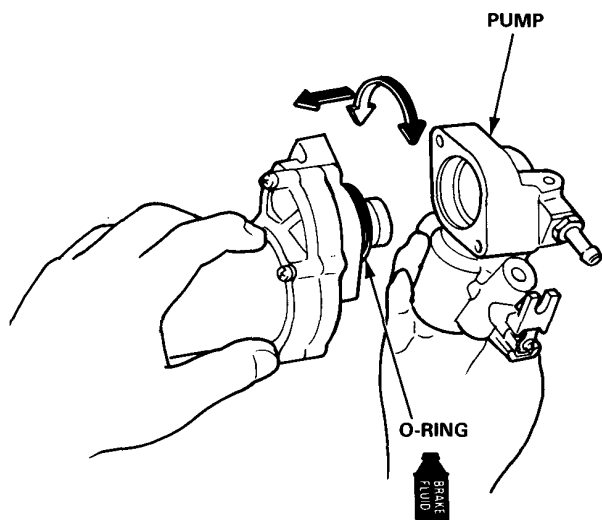


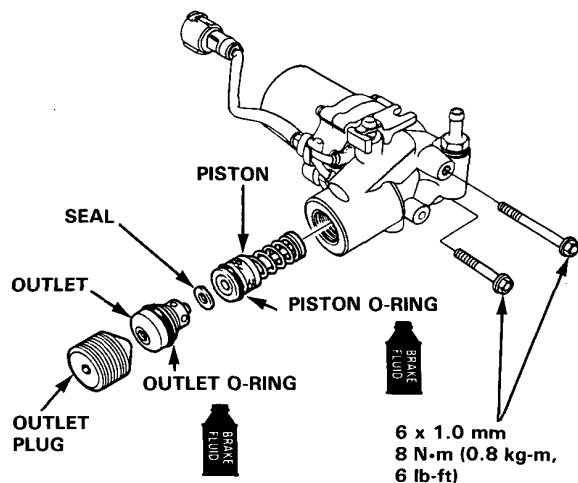


## Reassembly

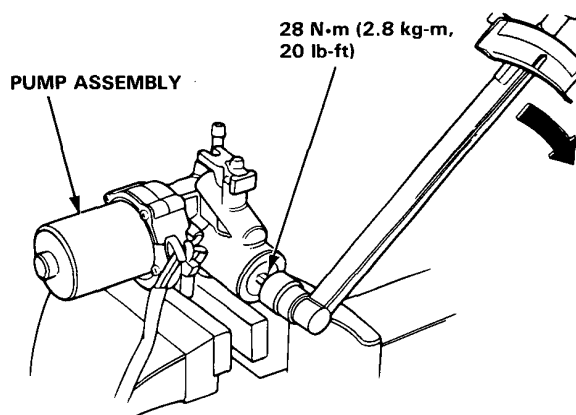
1. Install a new O-ring on the pump motor.
2. Coat the O-ring with clean brake fluid and install the pump on the motor while rotating it right and left by hand.



3. Install the 6 mm bolts and tighten.
4. Coat a new pump piston O-ring with the clean brake fluid and insert the pump piston into the pump.
5. Install the gasket.
6. Coat the outlet O-ring with the brake fluid and insert the outlet into the pump.
7. Loosely tighten the outlet plug.



8. Place the motor in a vise as shown and tighten the outlet plug.



NOTE: Clamp the pump in a vise only as shown above.

9. Install the pump bracket.

