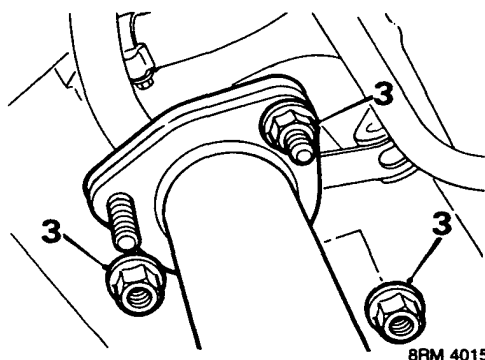
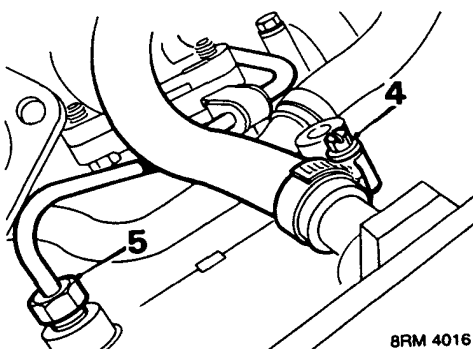


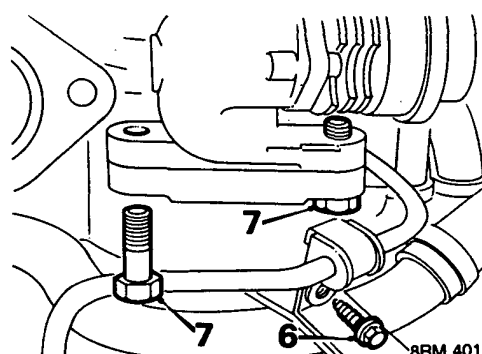
2. Remove 4 bolts securing support bearing housing to cylinder block; release housing from locating dowels.



3. Remove 3 nuts securing exhaust down pipe to elbow, recover flange packing.



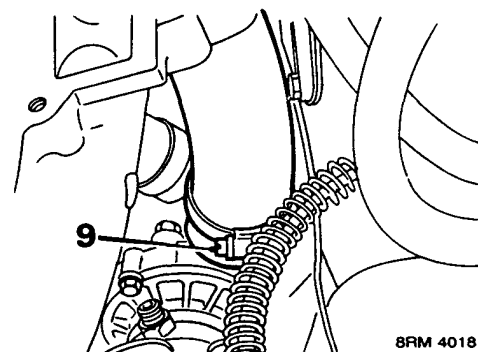
4. Slacken clip, disconnect turbocharger oil return pipe from cylinder block.
5. Disconnect turbocharger oil feed pipe union from cylinder block.



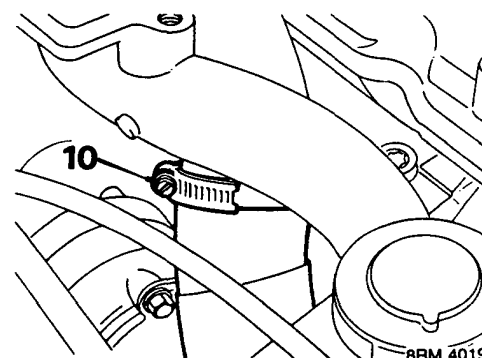
6. Remove screw securing oil feed pipe clip to bracket.

CAUTION: Plug the connections.

7. Remove 2 lower bolts securing turbocharger to exhaust manifold.
8. Remove air box.

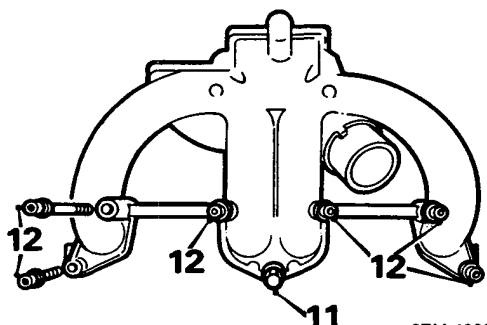


9. Slacken clip, disconnect air box hose from turbocharger.



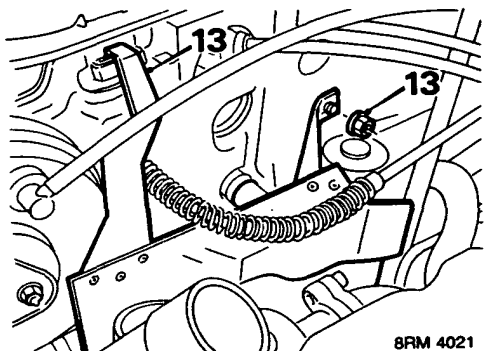
10. Slacken clip, disconnect turbocharger hose from inlet manifold.

Fuel system



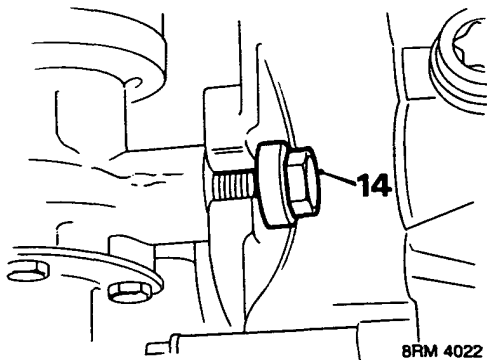
8RM 4020

11. Slacken but do not remove bolt securing inlet manifold to cylinder head.
12. Remove 6 Allen screws securing inlet manifold to cylinder head; remove manifold.



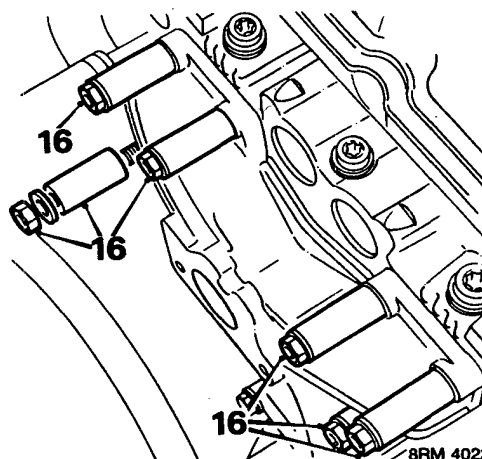
8RM 4021

13. Remove nut securing heat shield to bulkhead, release heat shield from mounting rubbers; remove heat shield.



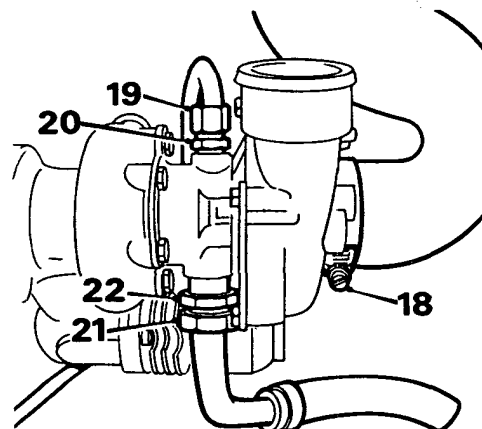
8RM 4022

14. Slacken but do not remove upper bolt securing turbocharger to exhaust manifold.
15. Remove turbocharger, recover gauze filter from turbocharger oil feed pipe.



8RM 4023

16. Remove 6 nuts securing exhaust manifold to cylinder head; recover 6 spacers.
17. Remove exhaust manifold; discard gasket.
Do not carry out further dismantling if component is removed for access only



8RM 4024

18. Slacken clip, disconnect air inlet hose from turbocharger.
19. Disconnect oil feed pipe union from turbocharger.
20. Remove oil feed pipe adaptor.
21. Disconnect oil return pipe from turbocharger.
22. Remove oil return pipe adaptor.