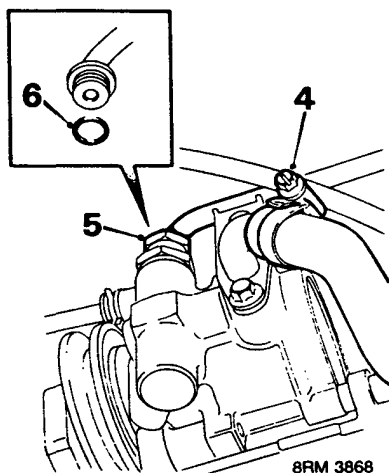




## POWER STEERING PUMP AND PULLEY

### Remove

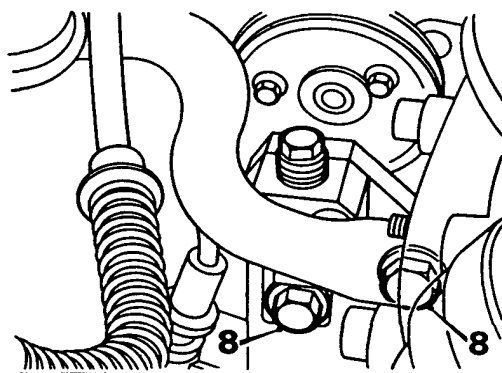
1. Remove brake servo vacuum pump, see **BRAKES - Repairs**.
2. Remove power steering pump drive belt, see **MAINTENANCE**.
3. Position container beneath power steering pump to collect spilled fluid.



4. Slacken clip, disconnect feed hose from power steering pump.
5. Disconnect union connecting high pressure pipe to power steering pump.


**CAUTION:** Plug the connections.

6. Discard 'O' ring.



7. Remove bolt securing power steering pump to mounting bracket.
8. Remove 2 bolts securing power steering pump mounting bracket to gearbox adaptor plate.
9. Remove power steering pump.

**Do not carry out further dismantling if component is removed for access only**



10. Secure power steering pump mounting bracket in a soft jawed vice.
11. Remove 3 Allen screws securing pulley to power steering pump; withdraw pulley.