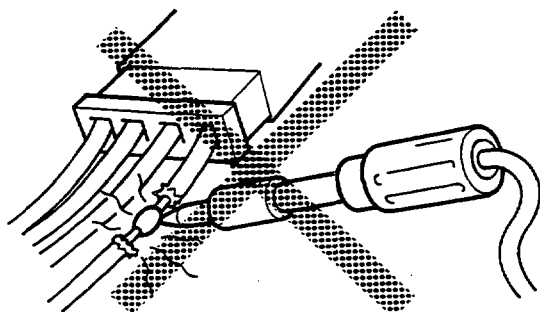


Precautions/Procedures (SRS-Type III)

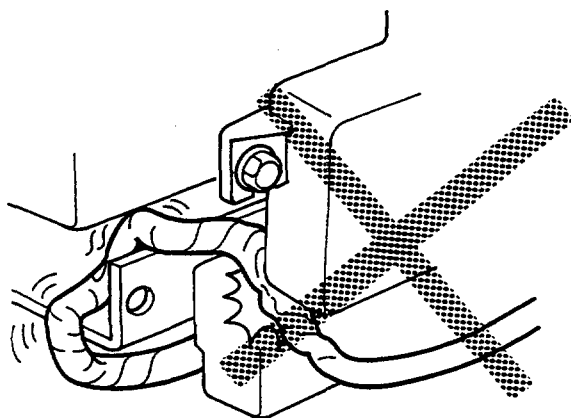
Wiring Precautions

- Never attempt to modify, splice or repair SRS wiring.

NOTE: SRS wiring can be identified by special yellow outer protective covering.



- Be sure to install the harness wires so that they are not pinched or interfering with other car parts.



- Make sure all SRS ground locations are clean and grounds are securely fastened for optimum metal-to-metal contact. Poor grounding can cause intermittent problems that are difficult to diagnose.

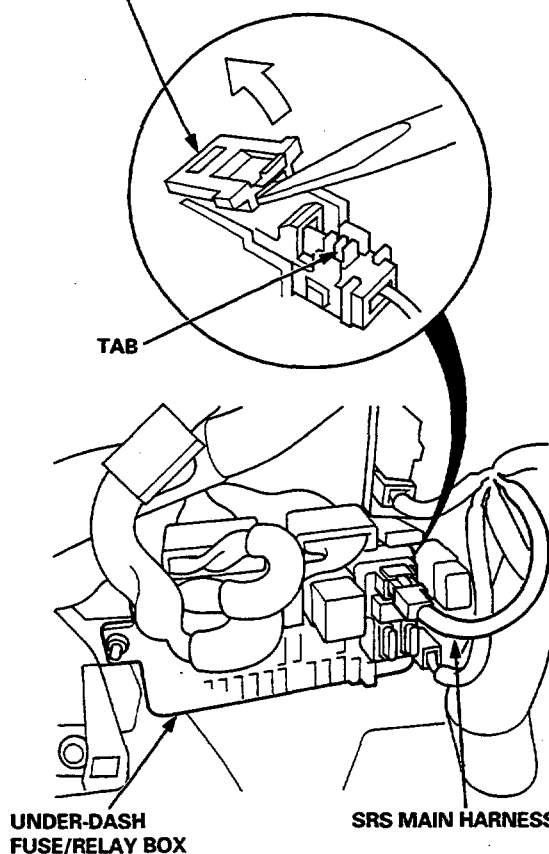
Disconnecting the SRS Connector at the Under-dash Fuse/Relay Box:

CAUTION: Avoid breaking the connector; it's double-locked.

1. First lift the connector lid with a thin screwdriver, then press the connector tab down and pull the connector out.

CONNECTOR LID

TAB



2. To reinstall the connector, push it into position until it clicks, then close its lid.