

Mirrors

Mirror Visor and Mirror Cover Replacement

Power mirror:

1. Remove the mirror holder (see page 20-29).
2. Turn the mirror base forward, then remove the screws.

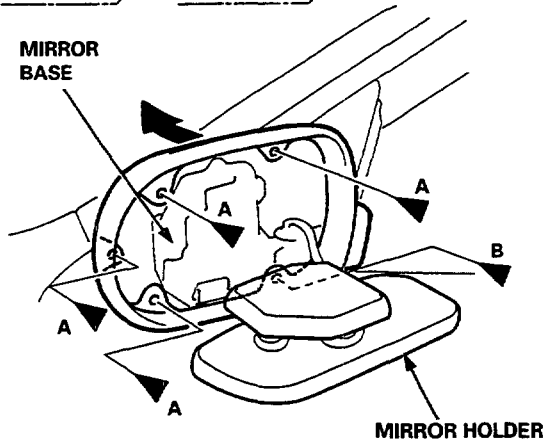
►: Screw locations

A ►, 4

B ►, 1

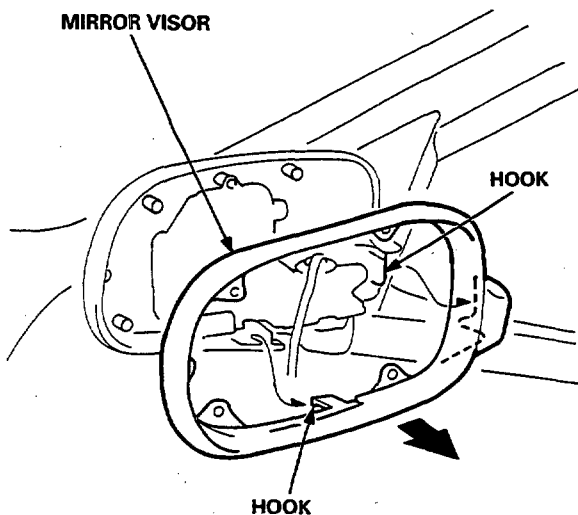


MIRROR
BASE



3. Detach the hooks, then remove the mirror visor.

MIRROR VISOR

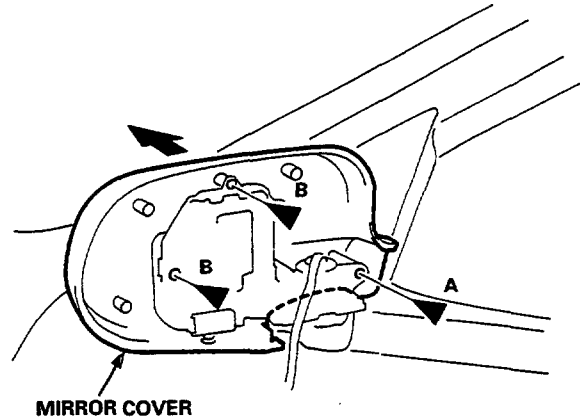
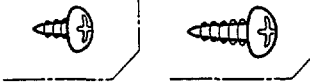


4. Remove the screws, then remove the mirror cover.

►: Screw locations

A ►, 1

B ►, 2



5. Installation is the reverse of the removal procedure.