

# Rear Emblems

## Installation

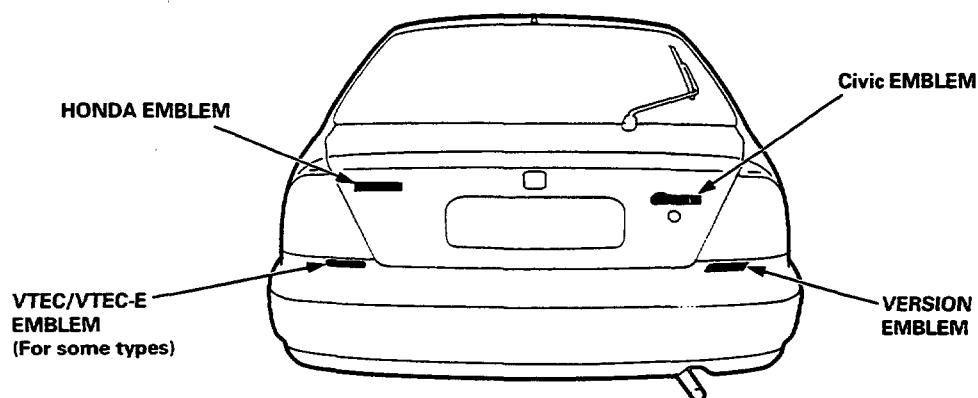
Apply the rear emblems where shown.

### NOTE:

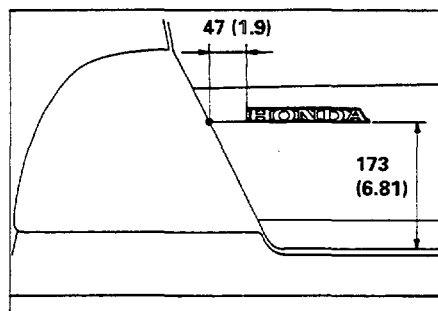
- Before applying, clean the body surface with a sponge dampened in alcohol.
- After cleaning, keep oil, grease and water from getting on the surface.
- When applying, make sure there are no wrinkles in the rear emblems.

### Attachment Points (Reference):

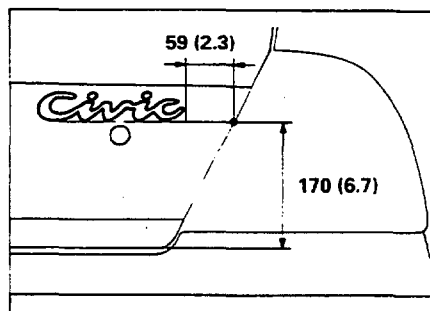
Unit: mm (in)



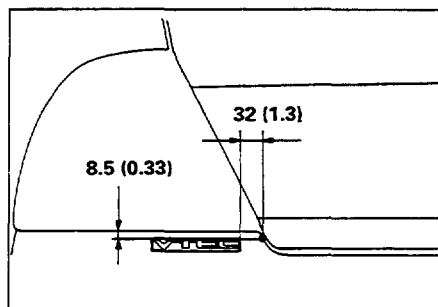
HONDA Emblem



Civic Emblem



VTEC/VTEC-E Emblem



Version Emblem

