

Troubleshooting

Right-rear Wheel Sensor

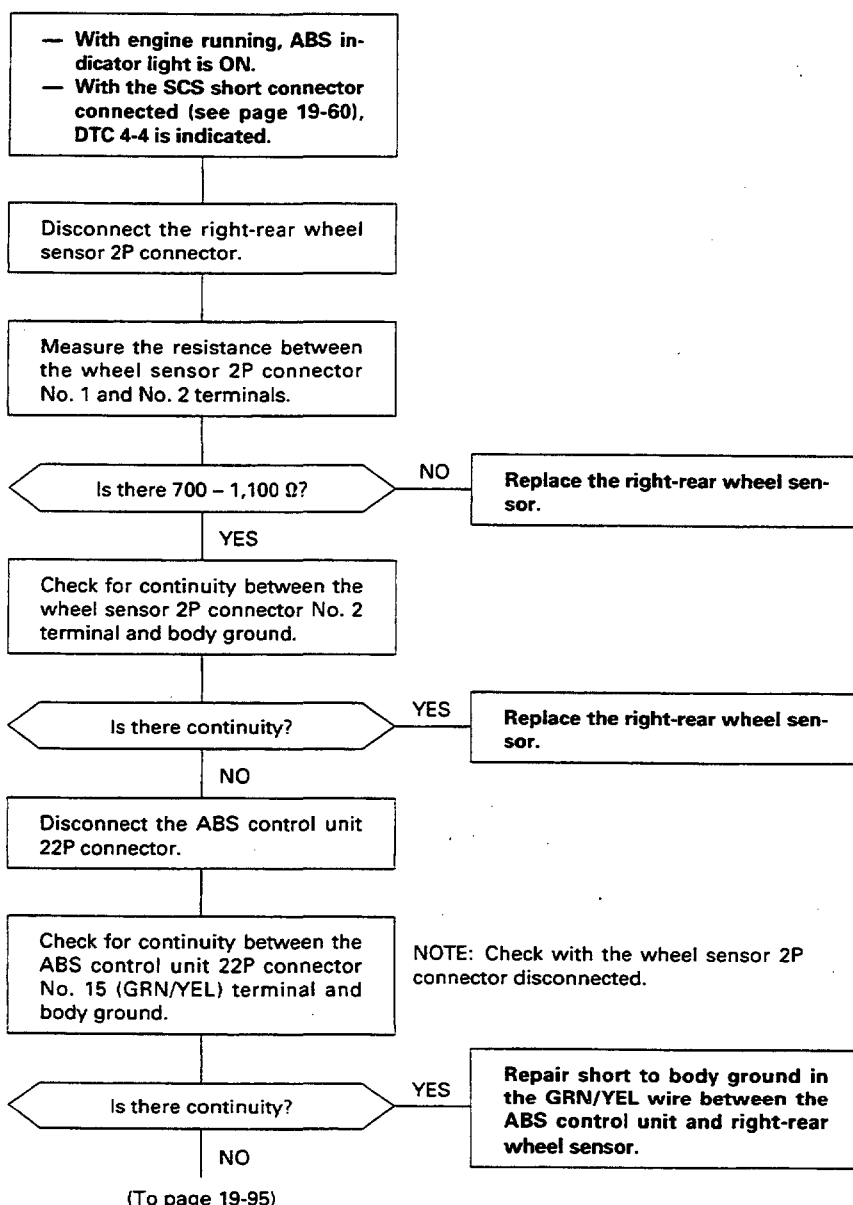
Diagnostic Trouble Code (DTC) 4-4: Right-rear Wheel Sensor Diagnosis

The ABS control unit monitors the wheel sensor signal during the regular diagnosis (at speeds of 6 mph (10 km/h) or more). This diagnosis is not performed when the parking brake signal is ON.

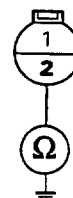
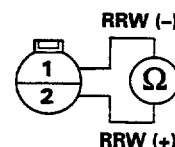
The ABS control unit turns the ABS indicator light on if it detects that there is no wheel sensor signal from the right-rear wheel.

Possible causes:

- Open circuit, internal short or short to body ground in the right-rear wheel sensor
- Open circuit or short to body ground in the positive (+) wire between the right-rear wheel sensor and ABS control unit
- Open circuit or short to body ground in the negative (-) wire between the right-rear wheel sensor and ABS control unit
- Positive (+) wire shorted to the negative (-) wire between the right-rear wheel sensor and ABS control unit
- Loose connector or poor contact of terminals
- Improper right-rear wheel sensor air gap
- Faulty ABS control unit
- Missing right-rear pulser
- Modulator does not decrease pressure properly

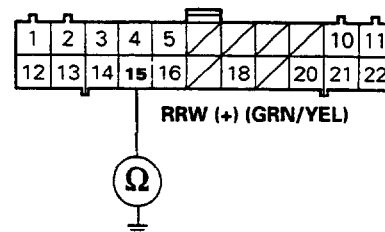


RIGHT-REAR WHEEL SENSOR 2P CONNECTOR



WIRE SIDE OF FEMALE TERMINALS

ABS CONTROL UNIT 22P CONNECTOR



WIRE SIDE OF FEMALE TERMINALS

(From page 19-94)

Check for continuity between the ABS control unit 22P connector No. 16 (BLU/YEL) terminal and body ground.

Is there continuity?

YES

Repair short to body ground in the BLU/YEL wire between the ABS control unit and right-rear wheel sensor.

NO

Connect the right-rear wheel sensor 2P connector.

Measure the resistance between the ABS control unit 22P connector No. 15 (GRN/YEL) and No. 16 (BLU/YEL) terminals.

Is there 700 - 1,100 Ω ?

NO

Connect the ABS control unit 22P connector No. 15 (GRN/YEL) terminal to body ground.

YES

Disconnect the right-rear wheel sensor 2P connector.

Check for continuity between the wheel sensor 2P connector No. 2 (GRN/YEL) terminal and body ground.

Is there continuity?

NO

Repair open in the GRN/YEL wire between the ABS control unit and right-rear wheel sensor.

YES

Repair open in the BLU/YEL wire between the ABS control unit and right-rear wheel sensor.

(To page 19-96)

ABS CONTROL UNIT 22P CONNECTOR

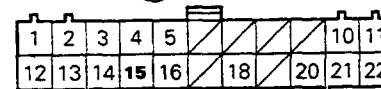



RRW (-) (BLU/YEL)



RRW (+) (GRN/YEL)

RRW (-) (BLU/YEL)



RRW (+) (GRN/YEL)



WIRE SIDE OF FEMALE TERMINALS

RIGHT-REAR WHEEL SENSOR 2P CONNECTOR



RRW (+) (GRN/YEL)



TERMINAL SIDE OF MALE TERMINALS

NOTE: Check with the ABS control unit 22P connector disconnected.

(cont'd)

Troubleshooting

Right-rear Wheel Sensor (cont'd)

(From page 19-95)

