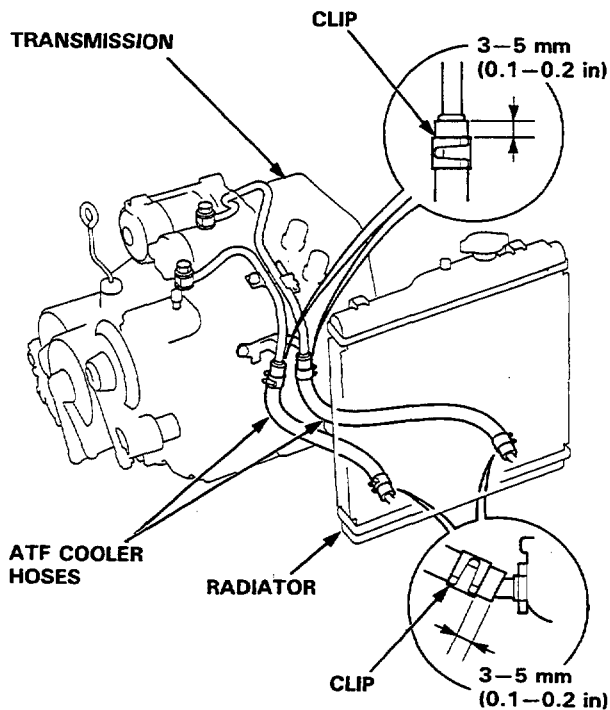


ATF Cooler Hoses

Connection

1. Connect the ATF cooler hoses to the joint pipes and ATF cooler and secure them with the clips as shown.



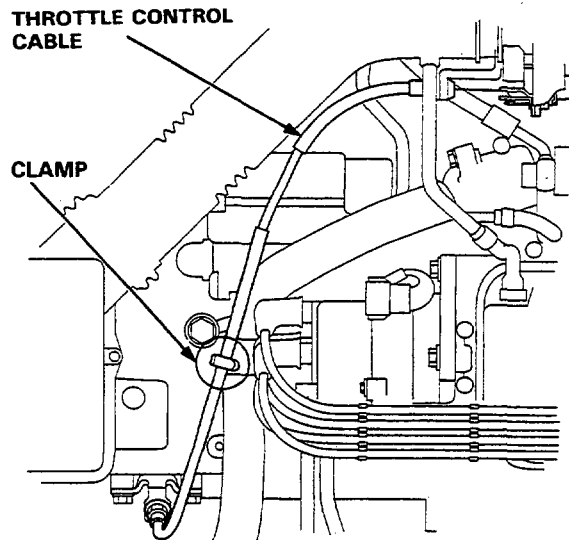
Throttle Control Cable

Inspection

NOTE: Before inspecting the throttle control cable, make sure:

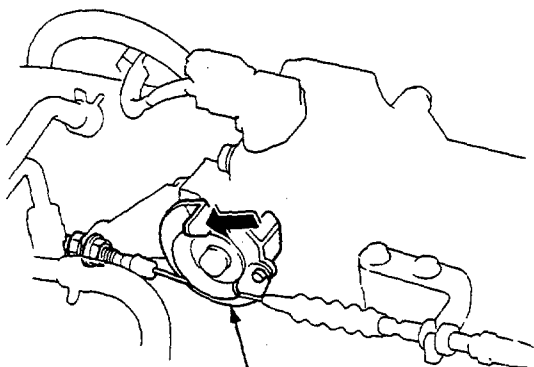
- throttle cable free play is correct (see section 11).
- Idle speed is correct (see section 11).
- To warm up the engine to normal operating temperature (the cooling fan comes on).

1. Verify that the throttle control cable is clamped correctly in three positions.

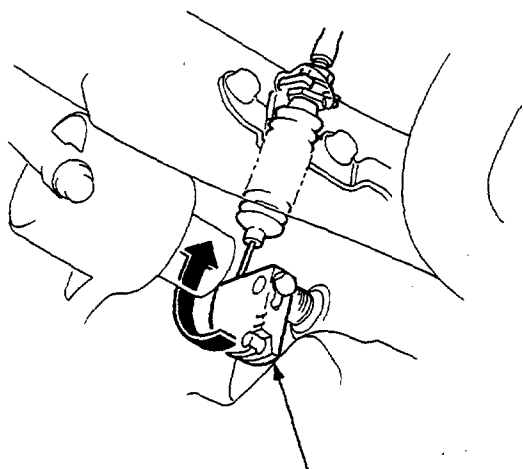




2. Verify that the throttle control drum is synchronized with the throttle linkage while depressing and releasing the accelerator pedal.
3. If the throttle control drum is not synchronized with the throttle linkage, adjust the throttle control cable.

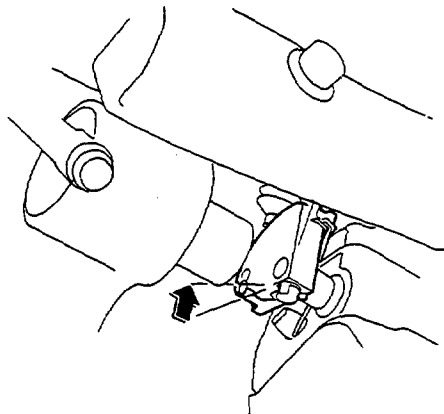


THROTTLE LINKAGE

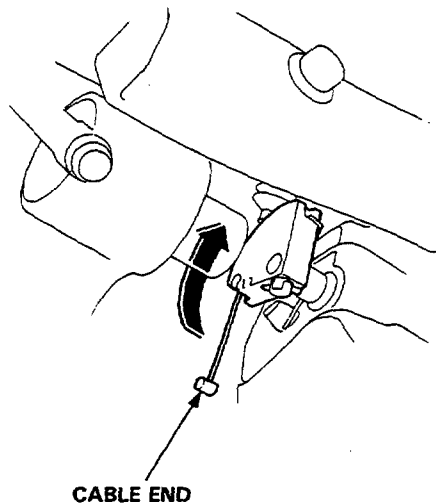


THROTTLE CONTROL
DRUM

4. Check that there is play in the throttle control drum while depressing the accelerator pedal to the full-throttle position.



5. Remove the cable end of the throttle control cable from the throttle control drum.
6. Check that the throttle control drum moves smoothly.



CABLE END