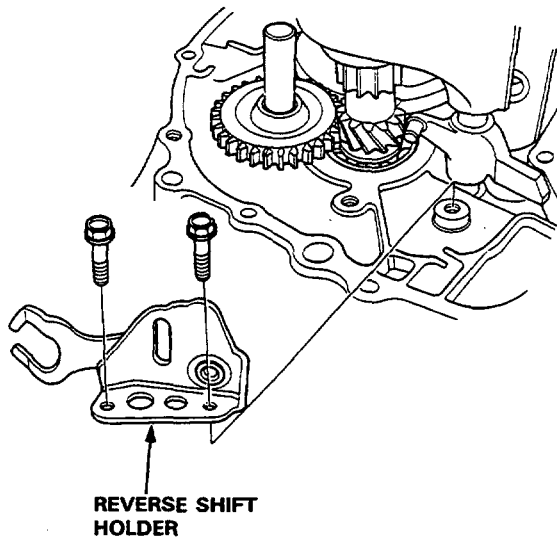


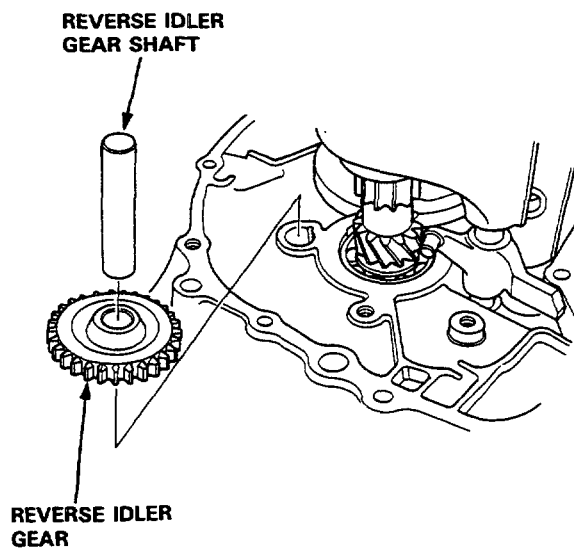
## Reverse Idler Gear

### Removal

1. Remove the reverse shift holder.



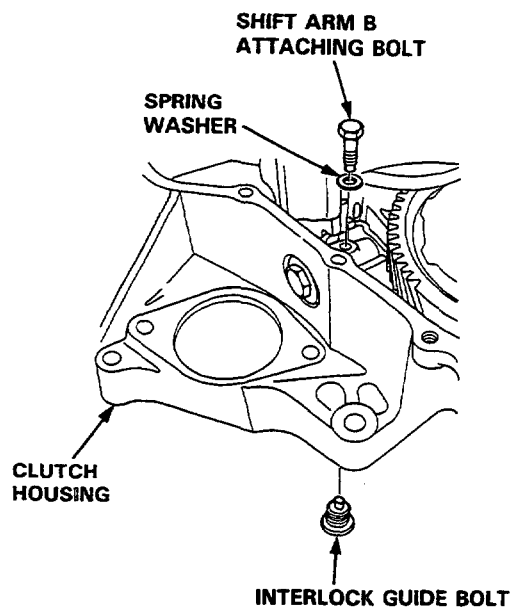
2. Remove the reverse idler gear shaft and reverse idler gear.



## Mainshaft, Countershaft, Shift Fork

### Disassembly

1. Remove the interlock guide bolt from under the clutch housing.
2. Remove the shift arm B attaching bolt.



3. Remove the mainshaft and countershaft assemblies with the shift fork from the clutch housing.

**NOTE:** Before removing the mainshaft and countershaft assemblies, tape the mainshaft spline to protect it.

