

# WIRING DIAGRAMS

## Article Text

1992 Mitsubishi Diamante

For www.carsoft.ru (095) 723-1791 Kirill Moscow 1 2

Copyright © 1998 Mitchell International

Sunday, February 14, 1999 03:28PM

### ARTICLE BEGINNING

1992 WIRING DIAGRAMS  
Mitsubishi Wiring Diagrams

Mitsubishi; Diamante

### COMPONENT LOCATION MENU

#### COMPONENT LOCATIONS TABLE

AA

Component	Figure No. (Location)
A/C BELT LOCK CONTROL MODULE	12 (E 46)
A/C SYSTEMS	11 (A-E 40-43), 12 (A-E 44-47)
ACCELERATOR PEDAL SWITCH	8 (A 29)
ACCELERATOR POSITION SENSORS (W/ TCL)	5 (C 19)
ALTERNATOR	1 (B 3)
ALTERNATOR RELAY	1 (A 1)
ANTI-LOCK BRAKE CONTROL UNIT	9 (A-C 32-35)
ASHTRAY LIGHT	14 (D 52)
AUTO LIGHT SHUT OFF UNIT	14 (A 52)
BATTERY	1 (A 1)
BLOWER RELAY	6 (C 21)
BRAKE FLUID LEVEL SENSORS	15 (E 59)
BUZZER	13 (A-B 51)
CIGARETTE LIGHTER/CIGARETTE LIGHTER LIGHT	14 (D 52)
CLOCK	6 (A 20)
CONDENSER ASSEMBLY (SOHC)	5 (E 16)
CRUISE CONTROL UNIT	10 (C-E 36-39)
DEFOGGER SYSTEM	13 (A 49-50)
DETONATION SENSORS	5 (B 19, E 19)
DIAGNOSTIC CONNECTOR (3.0L DOHC)	3 (E 9)
DIAGNOSTIC CONNECTOR (3.0L DOHC) (W/ TCL)	4 (E 13)
DIAGNOSTIC CONNECTOR (3.0L SOHC)	2 (E 5)
DIODES (3.0L DOHC)	3 (B 11), 4 (B 15)
DIRECTIONAL/HAZARD FLASHER	14 (B 52)
DOME LIGHT	13 (A 48)
DOOR LIGHTS	13 (E 51)
DOOR SWITCHES	13 (B-D 51)
EGR TEMPERATURE SENSORS	5 (A 19, D 19)
ELC 4A/T CONTROL UNIT	10 (A-C 36-39)
ELECTRONIC CONTROL SUSPENSION (ECS)	8 (A-E 28-31)
ENGINE TEMPERATURE SENSORS	5 (B 19, E 19)
ETACS CONTROL MODULE	13 (B-C 48)
FUEL PUMP	2 (C 7), 3 (C 11), 4 (C 15)
FUEL TANK UNIT	15 (C 59)
GEAR SELECT SWITCH	15 (A-B 59)
HAZARD SWITCH	14 (B-C 55)
HEADLIGHT RELAY	14 (A 52)
HEADLIGHT SWITCH	14 (A 55)
HOOD SWITCH	13 (C 51)
HORN RELAY	7 (C 26)
HORN SWITCHES	7 (A 27)
IGNITION COIL (SOHC)	5 (D 16)
IGNITION KEY LIGHT	13 (A 51)
IGNITION SWITCH	15 (A-B 56)
IN-LINE FUSE #14	1 (D 2)
INSTRUMENT CLUSTER	15 (C-E 56-57)
INTERIOR LIGHTS	13 (D-E 48-51)
JUNCTION BLOCK (J/B)	6, 7 (B-D 20-26)
KEY REMINDER SWITCH	13 (A 51)
LEFT FRONT DOOR SWITCH ASSEMBLY	16, 17 (A-E 60-65)
LEFT MIRROR	16 (B 63)
LEFT POWER SEAT CONTROL UNIT	19 (A-E 72-75)
MFI CONTROL RELAY (3.0L DOHC)	3 (D 8)
MFI CONTROL RELAY (3.0L DOHC) (W/ TCL)	4 (D 12)
MFI CONTROL RELAY (3.0L SOHC)	2 (D 4)
MFI CONTROL UNIT (3.0L DOHC)	3 (A 8-11)
MFI CONTROL UNIT (3.0L DOHC) (W/ TCL)	4 (A 12-15)
MFI CONTROL UNIT (3.0L SOHC)	2 (A 4-7)
O2 SENSOR	5 (B 19, E 19)

# WIRING DIAGRAMS

## Article Text (p. 2)

1992 Mitsubishi Diamante

For www.carsoft.ru (095) 723-1791 Kirill Moscow 1 2

Copyright © 1998 Mitchell International

Sunday, February 14, 1999 03:28PM

OIL PRESSURE SWITCH	15 (E 59)
OVERDRIVE SWITCH	10 (B 39)
PARKING BRAKE SWITCH	15 (E 59)
POWER ANTENNA CONTROL UNIT	20 (D-E 76-77)
POWER DISTRIBUTION CENTER (PDC)	1 (C-E 2-3)
POWER DOOR LOCKS	17 (A-B 64-67)
POWER SEAT MEMORY SWITCH	19 (A 72)
POWER STEERING MODULE	9 (C 35)
POWER TRANSISTOR (DOHC)	5 (B-C 16-17)
POWER TRANSISTOR (SOHC)	5 (E 16)
POWER WINDOW RELAY	18 (C 68)
POWER/ECONOMY CHANGEOVER SWITCH	10 (A-B 39)
RADIATOR SYSTEMS	11 (A-B 43), 12 (A-B 47)
REAR POWER WINDOW SWITCHES	18 (A-E 68)
RELAY BOX (RLY BOX)	6 (E 22)
RHEOSTAT	13 (A 50)
RIGHT FRONT DOOR SWITCH ASSEMBLY	18 (B-E 70-71)
RIGHT MIRROR	18 (A-B 71)
RIGHT POWER SEAT CONTROL UNIT	17 (C-E 64-66)
SEAT BELT SWITCH	13 (B 51)
SOLENOID RELAY	8 (E 30)
SRS DIAGNOSTIC MODULE	9 (D-E 35)
STARTER RELAY	1 (A 3)
STEERING COLUMN SWITCH ASSEMBLY	8 (A 30)
STOP LIGHT SWITCH	10 (D-E 36)
SUNROOF CONTROL UNIT	17 (C-E 67)
TAILLIGHT RELAY	14 (B 52)
TELEPHONE CIRCUIT	20 (B-C 76-77)
TENSION REDUCER SEAT BELT SYSTEM	20 (A-B 76-77)
THEFT ALARM HORN RELAY/HORN ALARM	14 (C 52-53)
THROTTLE POSITION SENSORS (3.0L DOHC) (W/ TCL)	4 (D 15)
THROTTLE POSITION SENSORS/IDLE SWITCH (3.0L DOHC)	3 (D 11)
THROTTLE POSITION SENSORS/IDLE SWITCH (3.0L SOHC)	2 (D 7)
TRACTION CONTROL UNIT (TCL)	9 (C-E 32-33)
TRUNK LID KEY CYLINDER SWITCH	13 (B 51)
TRUNK LID MAIN SWITCH	14 (C 52)
TRUNK LIGHT SWITCH	13 (E 51)
VARIABLE INDUCTION SERVO MOTOR	5 (A 19, D 19)
WASHER SWITCH	15 (D 59)
WIPER/WASHER SWITCH	14 (C-E 52-55)
4WS OIL LEVEL SENSORS	15 (D 59)

## GROUND LOCATION MENU

### GROUND LOCATIONS TABLE

Component	Figure No. (Location)
GROUND A: (BATTERY TRAY)	1 (A 1)
GROUND B: (TRANSAXLE)	1 (A 1)
GROUND C: (RIGHT FENDER SHIELD)	1 (C 1-2)
GROUND D: (LEFT FENDER SHIELD)	1 (E 1)
GROUND E: (DOHC) (RIGHT KICK PANEL)	5 (B 18)
GROUND E: (SOHC) (RIGHT KICK PANEL)	5 (E 16)
GROUND F: (DOHC) (ON FIREWALL)	5 (C 16)
GROUND F: (SOHC) (ON FIREWALL)	5 (E 17-18)
GROUND G: (BEHIND CENTER CONSOLE)	9 (D 34)
GROUND H: (LEFT REAR QUARTER PANEL)	9 (E 32)
GROUND I: (LEFT DECK CROSSMEMBER)	14 (E 52)
GROUND J: (RIGHT DECK CROSSMEMBER)	16 (A 63)
GROUND K: (NEAR TRUNK LID STRIKER)	20 (B 79)
GROUND L: (LEFT REAR QUARTER PANEL)	9 (B 32)

## WIRING DIAGRAMS

# WIRING DIAGRAMS

Article Text (p. 3)

1992 Mitsubishi Diamante

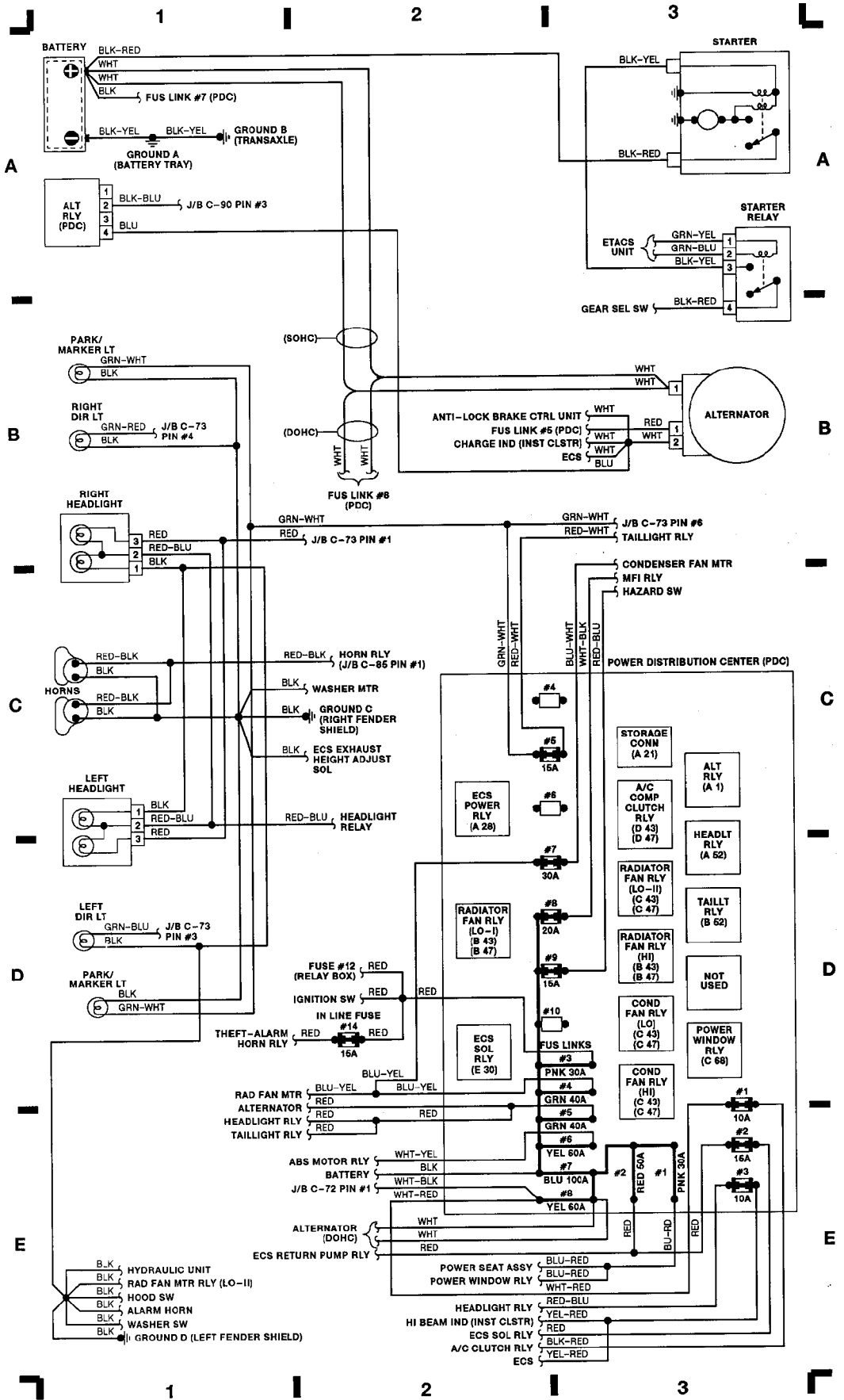
For www.carsoft.ru (095) 723-1791 Kirill Moscow 1 2

Copyright © 1998 Mitchell International

Sunday, February 14, 1999 03:28PM

## COMPONENT LOCATOR:

A/C BELT LOCK CTRL MODULE	.....	E 48
A/C SYSTEMS	A-E 40-43, A-E 44-47	
ACCELERATOR PEDAL SW	.....	A 29
ACCELERATOR POSITION SENS (W/ TCL)	.....	C 19
ALTERNATOR	.....	B 3
ANTI-LOCK BRAKE CTRL UNIT	A-C 32-35	
ASHTRAY LT	.....	D 52
AUTO LIGHT SHUT OFF UNIT	.....	A 52
BATTERY	.....	A 1
BLOWER RELAY	.....	C 25
BRAKE FLUID LEVEL SENS	.....	E 59
BUZZER	A-B 51	
CIG LTR/CIG LTR LT	.....	D 52
CLOCK	.....	A 20
CONDENSER ASSY (SOHC)	.....	E 19
CRUISE CTRL UNIT	C-E 36-39	
DEFOG SYSTEM	A 49-50	
DETONATION SENS	B 19, E 19	
DIAG CONN (3.0L DOHC)	.....	E 9
DIAG CONN (3.0L DOHC) (W/ TCL)	.....	E 13
DIAG CONN (3.0L SOHC)	.....	E 5
DIODES (3.0L DOHC)	B 11, B 15	
DIR/HAZ FLASHER	.....	B 52
DOME LT	.....	A 48
DOOR LTS	.....	E 51
DOOR SWS	B-D 51	
EGR TEMP SENS	A 19, D 19	
ELC 4A/T CTRL UNIT	A-C 36-39	
ELECTRONIC CONTROL SUSPENSION (ECS)	A-E 28-31	
ENGINE TEMP SENS	B 19, E 19	
ETACS CTRL MODULE	B-C 48	
FUEL PUMP	C 7, C 11, C 15	
FUEL TANK UNIT	C 59	
GEAR SEL SW	A-B 59	
GROUND A	A 1	
GROUND B	A 1	
GROUND C	C 2	
GROUND D	E 1	
GROUND E	B 18, E 18	
GROUND F	C 18, E 17-18	
GROUND G	D 34	
GROUND H	E 52	
GROUND I	E 52	
GROUND J	A 63	
GROUND K	B 79	
GROUND L	B 32	
HAZARD SW	B-C 55	
HEADLIGHT RELAY	A 52	
HEADLIGHT SW	A 55	
HOOD SW	C 51	
HORN RELAY	C 26	
HORN SWS	A 27	
IGNITION COIL (SOHC)	D 16	
IGNITION KEY LT	A 51	
IGNITION SW	A-B 56	
IN-LINE FUSE #14	D 2	
INSTRUMENT CLUSTER	C 35	
INTERIOR LTS	D-E 48-51	
JUNCTION BLOCK (J/B)	B-D 20-26	
KEY REMINDER SW	A 51	
LEFT FRONT DOOR SW ASSY	A-E 60-65	
LEFT MIRROR	B 63	
LEFT POWER SEAT CTRL UNIT	A-E 72-75	
MFI CTRL RELAY (3.0L DOHC)	.....	D 8
MFI CTRL RELAY (3.0L DOHC) (W/ TCL)	.....	D 12
MFI CTRL RELAY (3.0L SOHC)	.....	D 4
MFI CTRL UNIT (3.0L DOHC)	A 9-11	
MFI CTRL UNIT (3.0L DOHC) (W/ TCL)	A 12-15	
MFI CTRL UNIT (3.0L SOHC)	A 4-7	
O2 SENSOR	B 19, E 19	
OIL PRES SW	E 59	
OVERDRIVE SW	B 39	
PARK BRAKE SW	E 59	
POWER ANTENNA CTRL UNIT	D-E 76-77	
POWER DISTRIBUTION CENTER (PDC)	C-E 2-3	
POWER DOOR LOCKS	A-B 64-67	
POWER SEAT MEMORY SW	A 72	
POWER STEERING MODULE	C 35	
POWER TRANSDUCTOR (DOHC)	B-C 16-17	
POWER TRANSDUCTOR (SOHC)	E 16	
POWER WINDOW RELAY	C 68	
POWER/ECONOMY CHANGEOVER SW	A-B 39	
RADIATOR SYSTEMS	A-B 43, A-B 47	
REAR POWER WINDOW SWS	A-E 68	
RELAY BOX (RLY BOX)	A-E 68	
RHEOSTAT	E 22	
RIGHT FRONT DOOR SW ASSY	B-E 70-71	
RIGHT MIRROR	A-B 71	
RIGHT POWER SEAT CTRL UNIT	C-E 64-66	
SEAT BELT SW	B 51	
SOLENOID RELAY	E 30	
SRS DIAGNOSTIC MODULE	D-E 35	
STARTER RELAY	A 3	
STEERING COLUMN SW ASSY	D-E 36	
STOP LT SW	D-E 36	
SUNROOF CTRL UNIT	C-E 87	
TAILLIGHT RELAY	B 52	
TELEPHONE CIRCUIT	B-C 76-77	
TENSION REDUCER	A-B 76-77	
THEFT ALARM HORN RELAY/HORN ALARM	C 52-53	
THROTTLE POSITION SENS (3.0L DOHC) (W/ TCL)	.....	D 15
THROTTLE POSITION SENS/IDLE SW (3.0L DOHC)	.....	D 11
THROTTLE POSITION SENS/IDLE SW (3.0L SOHC)	.....	D 7
TRACTION CTRL UNIT (TCL)	C-E 32-33	
TRUNK LID KEY CYLINDER SW	B 51	
TRUNK LID MAIN SW	C 52	
TRUNK LT SW	E 51	
VARIABLE INDUCTION SERVO MOTOR	A 19, D 19	
WASHER SW	D 59	
WIPER/WASHER SW	C-E 52-55	
4WS OIL LEVEL SENS	D 59	



93R03122

Fig. 1: Engine Compartment, Alternator, Headlights (Grid 1-3)



# WIRING DIAGRAMS

## Article Text (p. 5)

1992 Mitsubishi Diamante

For www.carsoft.ru (095) 723-1791 Kirill Moscow 1 2

Copyright © 1998 Mitchell International

Sunday, February 14, 1999 03:28PM

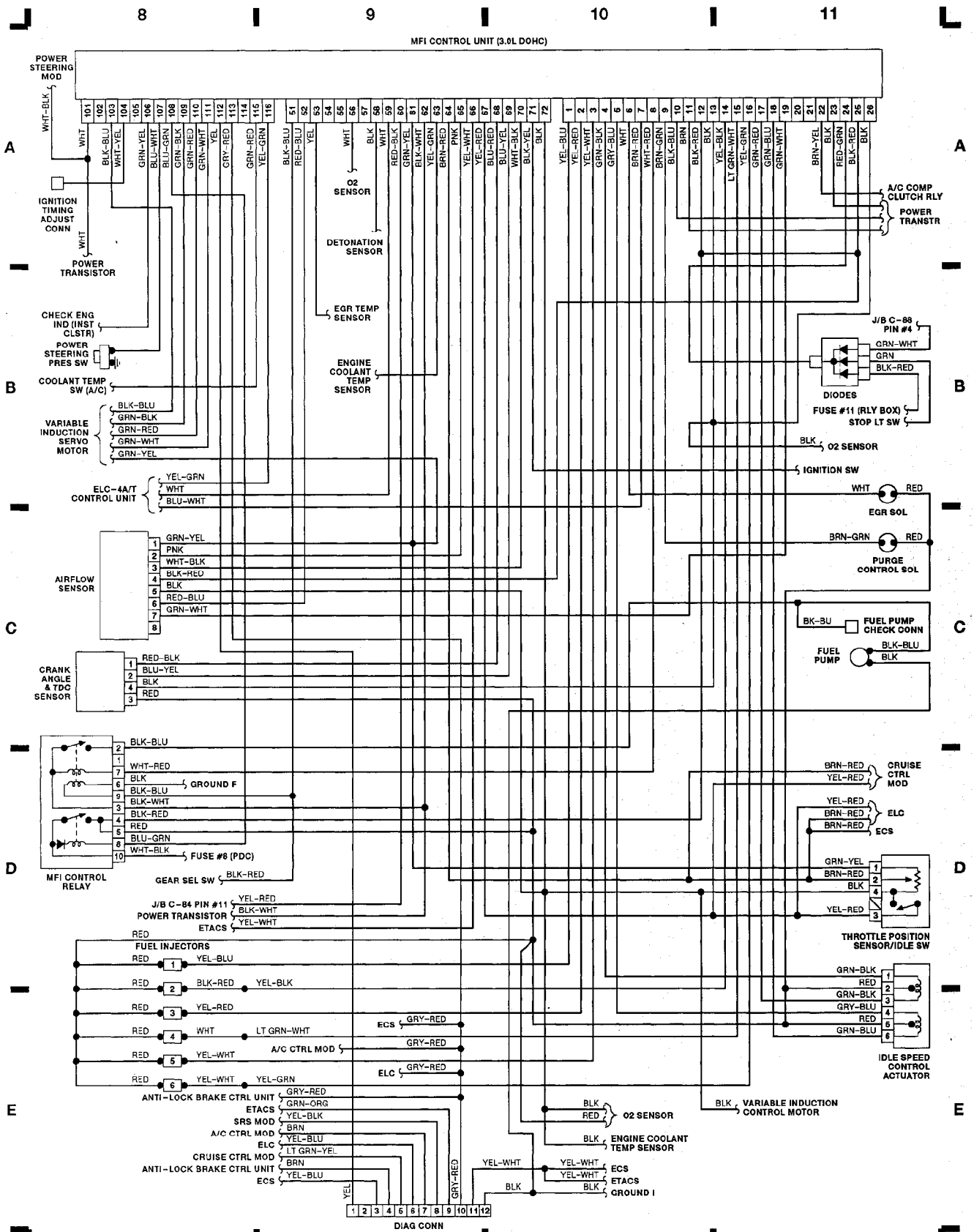


Fig. 3: MFI Control Unit (3.0L DOHC) (Grid 8-11)

# WIRING DIAGRAMS

## Article Text (p. 6)

1992 Mitsubishi Diamante

For www.carsoft.ru (095) 723-1791 Kirill Moscow 1 2

Copyright © 1998 Mitchell International

Sunday, February 14, 1999 03:28PM

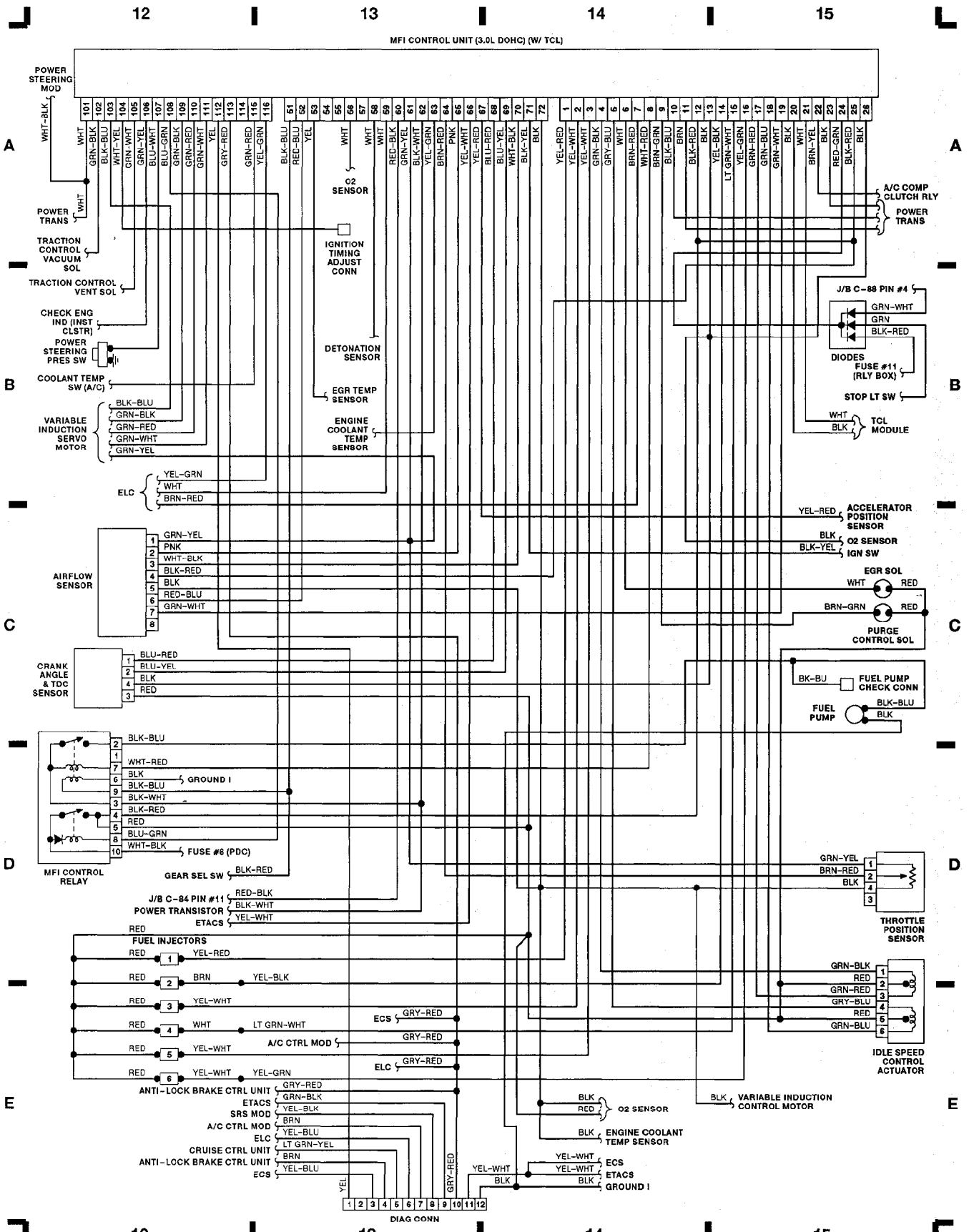


Fig. 4: MFI Control Unit (3.0L DOHC) (W/ TCL) (Grid 12-15)

93103125

# WIRING DIAGRAMS

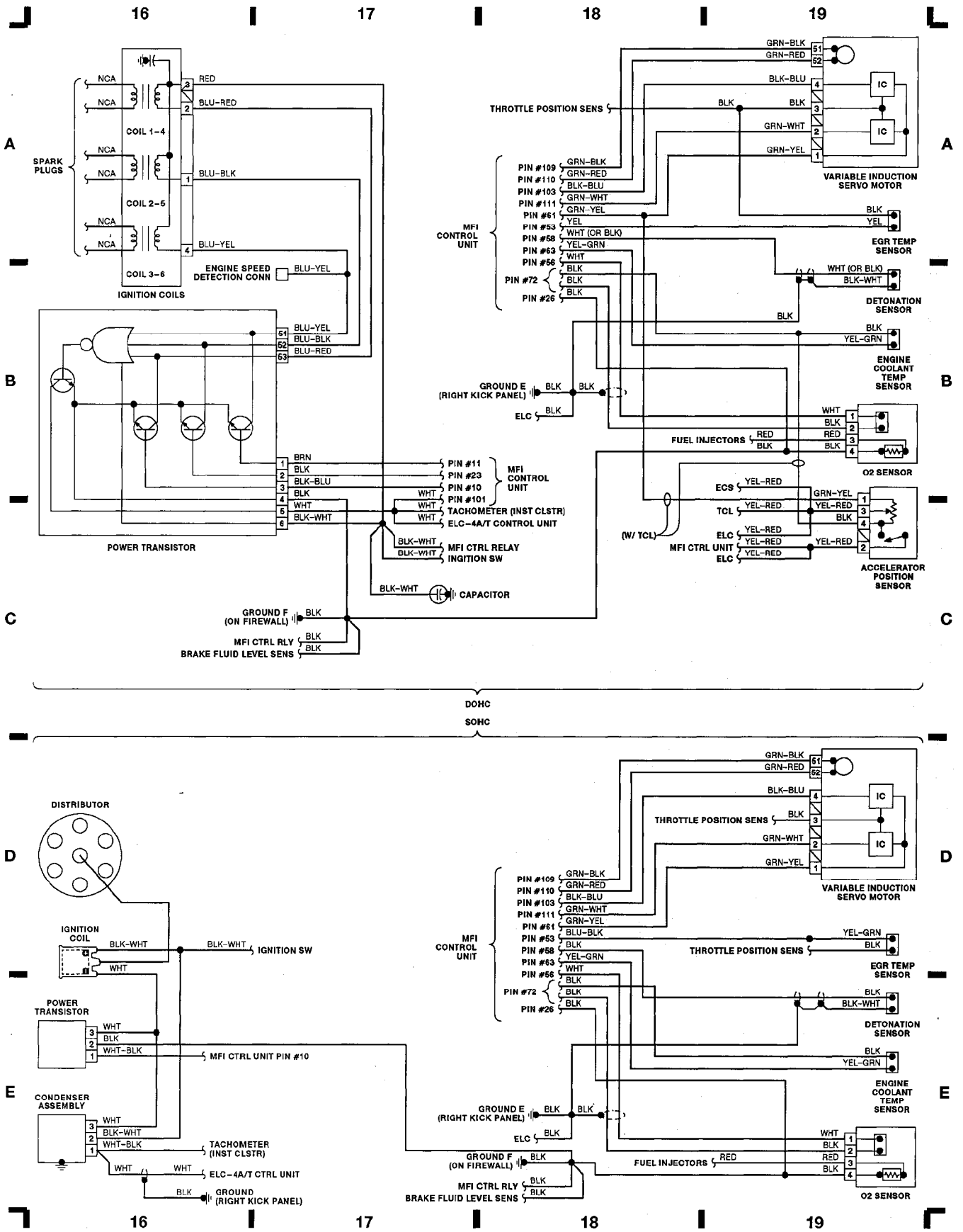
Article Text (p. 7)

1992 Mitsubishi Diamante

For www.carsoft.ru (095) 723-1791 Kirill Moscow 1 2

Copyright © 1998 Mitchell International

Sunday, February 14, 1999 03:28PM



93A03126

Fig. 5: EGR Temp Sensors, Condenser Assembly (SOHC) (Grid 16-19)

# WIRING DIAGRAMS

## Article Text (p. 8)

1992 Mitsubishi Diamante

For www.carsoft.ru (095) 723-1791 Kirill Moscow 1 2

Copyright © 1998 Mitchell International

Sunday, February 14, 1999 03:28PM

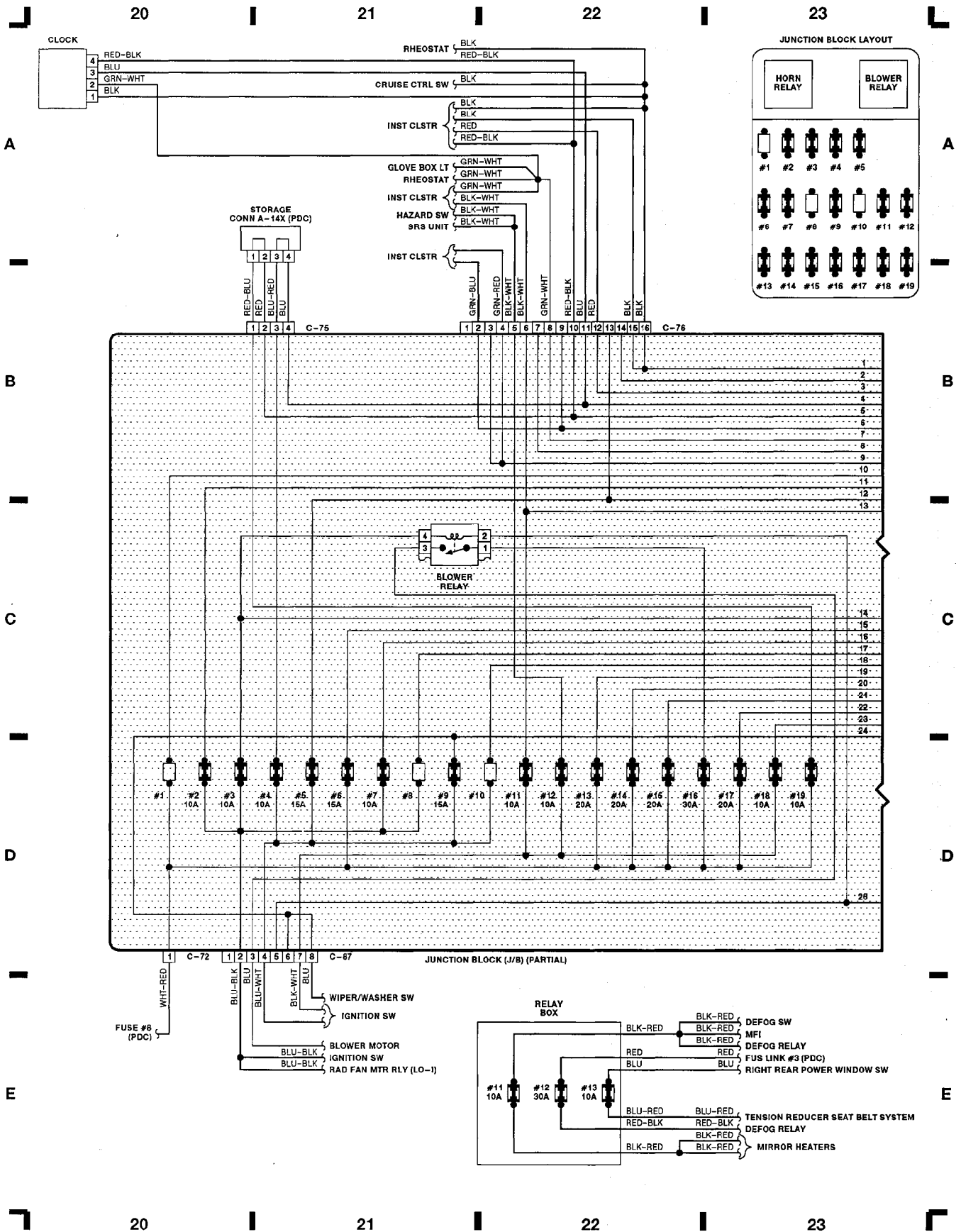


Fig. 6: Junction Block (Partial), Relay Box (Grid 20-23)

93C03127