



ECLIPSE COUPE



ECLIPSE SPYDER



LANCER



MIRAGE COUPE



DIAMANTE



MONTERO SPORT



MONTERO

mitsubishicars.com We are Mitsubishi. We build quality cars. Yet we also offer something more. Because while a car should answer your needs, it should also stir your emotions. Like it or not, cars are a window through which the world views us. Through that window we can appear dull and lifeless—sensible to the point of boring. Or we can show the world that our hearts beat strong, and our minds are quick. Mitsubishi takes pride in building cars that ignite the vital spark which often lies sleeping just beneath the surface in each of us. Cars that challenge us to **wake up and drive.**™

mitsubishicars.com/heritage For over forty years, we've put thoughtful engineering to the test on the international rally circuit. In addition to the obvious thrill of winning, competing against our peers in motor sports helps us develop and refine new ideas. Ideas that find their way to your new car. And inevitably, your heart.



1-888-MITSU2002



drop off the dry cleaning. pick up the kids.

**go out to dinner.
go on vacation.**

go, go, go.



Why go through the motions of life in a sedan that doesn't inspire (and there are plenty of them out there) when you can easily drive one that does? One that's stylish, comfortable, powerful – one that you feel great in. Happily, it's a question the Galant owner never needs to ask.



it's not a crime to
stare.

mitsubishicars.com/styling

They say you are what you eat. But how many of us actually resemble a cross between a double cheeseburger (hold the pickles) and a chicken chimichanga? We prefer the notion that you are what you drive. And when what you drive is the 2002 Galant, you can't help being anything but a dashing, smart, powerful, sexy, yet downright practical individual. Oh right, humble, too. Don't you like how that works? We tweaked and refined some details in an already great sedan to get there. First, check out the new front end. We gave it a little more of an edge, with aggressive sculpting and an aerodynamic bumper. The grille insert and headlight bezels now sport a handsome graphite finish. Even the fog lights look cool.

There are new, smartly designed 16-inch alloy wheels on the GTZ and the LS V6. Inside, the ES and LS models feature titanium- or bronze-finish instrument panel trim and door trim inserts, color-keyed to the interior. At the rear, we matched the decklid trim to the body color for a bit more sophistication. The trunk has a contemporary, squared-off shape, and together with the rear fenders, casts a tight, very modern stance both downtown and in your driveway. But this car's look isn't about all show and no go. While the Galant is easy on the eyes, it also carries an extremely low drag coefficient of 0.29 – making it easy on fuel consumption as well.

try and find
a boring angle.

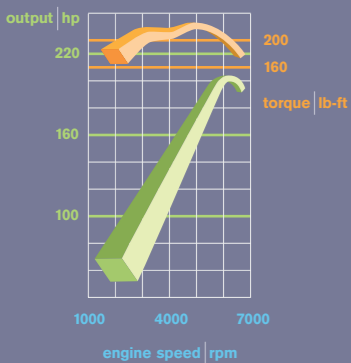
there isn't one.



“...always silky smooth
and vibration free.”
TheCarConnection.com, 2001



feel that?
it's called a pulse.



mitsubiscars.com/performance

You could've chosen a sedate, unimpressive sedan to read about. But you didn't. Far be it for us to let you down with the Galant's power. While most mid-sized sedans lack punch, Galant's 2.4-liter engine has enough torque to outrun the harshest cynics. The even quicker, 3.0-liter, 24-valve V6 is loaded with 195 horsepower and tuned for greater torque, for jolting, off-the-line power. So you're good to go, both when the light turns green and in the passing lane on the highway. Every Galant also comes with coordination-free shifting. You heard right – a standard four-speed automatic with adaptive shift control. It actually learns the way you like to drive and shifts accordingly. So, if you're a leadfoot, it'll provide you with more low-end power. Remarkable, yes? And if you've ever given a second thought about engine starts, you won't have to with the Galant. Thanks to the semi-direct electronic ignition. It's so reliable, you won't need an electrical system tune-up until you hit a six-figure readout on your odometer. You also won't have to worry about your exhaust system corroding over time. It's machined from stainless steel. Hope you like it, 'cause it'll be around for a while.

the state of

euphoria

hereby welcomes you.





mitsubishicars.com/comfort

At first glance, you might think that somebody removed some features from the Galant's instrument panel. You'd be wrong. There aren't fewer buttons; there are just more clever buttons, for a less-cluttered look and easier accessibility. Mitsubishi engineers, fanatics that they are, spend day in, day out on this kind of stuff. It's probably nothing you'd think twice about. But the culmination of these things adds up to something you'll definitely feel in the Galant. Check out the climate control knob, for instance. On most cars, you can choose "vent" or "defrost." On Galant, there are interim settings, for a little bit of both. Because we let real life dictate our design, not the needs of the assembly line. And what about that little arrow to the right of the gas pump icon on the fuel gauge? Well, if you've ever driven up to the wrong side of the pump, you'll appreciate this helpful reminder of which side the gas cap's on.

Details like these set the tone for an incredibly well-engineered, spacious, comfortable cabin. With offerings like a leather-trimmed interior, 12-way adjustable driver seat with lumbar support, and a lush, 210-watt Mitsubishi/Infinity® Premium audio system with seven speakers, your living room might just start to get jealous. But the indulgence doesn't stop there. Galant also offers cruise control, a one-touch power sunroof, and illuminated vanity mirrors. Your comfort receives top priority, with standard features like air conditioning, power windows with a 30-second reserve (for those unavoidable bouts of amnesia, when you forget to close your windows before shutting the engine off), a tilt steering wheel, power sideview mirrors, two 12-volt accessory outlets, and variable intermittent wipers. The high luminance instrument cluster not only looks cool, but is highly readable in harsh lighting conditions, too. There's also plenty of room for everyone's stuff, with a standard center console and storage compartment, cup holders for rear-seat passengers and an available trunk pass-through for extra long items like skis. Speaking of conveniences, you'll also appreciate a remote keyless entry with trunk release button.

★ ★ ★ ★ ★

the side-airbag-equipped galant is the only car in its class to receive a driver's five-star rating in national highway traffic safety administration (NHTSA) side-impact testing.²

²Awarded to 2001 Galant. Class defined as all mid-size 4-door sedans in the \$15K-\$25K price range.



remember,

the
hairpin turn

is your friend.

mitsubishicars.com/safety

We guess you could say Galant has an interesting disposition. It's a sedan. It knows it's a sedan. Yet somehow, it refuses to act like one. But then, how could it? What with four-wheel independent suspension, rack-and-pinion steering and available traction control, every time you corner you'll swear it's got the soul of a sports car. Galant also offers exactly what a hard-cornering sedan should, in order to bring all that aggressive energy to a safe halt: four-wheel disc brakes. And anti-lock braking, to help keep you in control during severe conditions. Standard dual front air bags are designed for extra protection. As are available dual front side air bags.¹ For such an elegant-looking vehicle, Galant is built like a tank.

You can thank Mitsubishi's innovative Refined Impact Safety Evolution (RISE) chassis for that. It makes for an extremely rigid unibody, consisting of front and rear crumple zones, side impact door beams, floor crossmembers and high-rigidity side sills, to name a few highlights. In case of an accident, all the components work together not only to absorb impact energy, but also to divert that energy away from you and your passengers. If you have young children, you'll be happy to know about the LATCH system, which makes attaching a child seat extra secure, with less effort. Galant. An extremely safe, kid-friendly vehicle that handles more like a sports car. Those are not mutually exclusive qualities for us. And hopefully, not for you.



¹Always place an infant in a rear-facing infant seat in the rear seat. Always transport children 1 to 12 years old in the rear seat and use appropriate child restraints. Always buckle your safety belt. Keep 10" between the center of the air bag cover and your breastbone. Sit well back and upright without leaning against the window or door. Thank you. [Side air bags shown inflated for demonstration purposes only.]

the more you do, the more stuff you need. we wouldn't want to deprive you of more stuff, now would we?



mitsubishicars.com/accessories

You're an individual, right? Completely different from your neighbor. (Thank goodness.) Which is why we offer a few accessories to make your Galant even more of a personal statement. Start with a color-keyed rear spoiler, for an athletic, edgier look. A 6-disc in-dash CD changer will be appreciated on those road trips where you want your playlist all set and ready to go from the start.

A custom nose mask fits like a, well, nose mask, to shield the front end from loose gravel. And a custom-fitted cargo mat is designed to completely protect the carpeted area of your trunk from wet or muddy items. Now for the really tough part – picking your favorite color. Now you can hit the road in your new Galant.



GALANT DE



GALANT ES



GALANT LS




GALANT ES V6



GALANT LS V6




GALANT GTZ



sterling silver metallic



patriot red pearl



dover white pearl



kalapana black



bodega beige metallic



chrome blue pearl



titanium pearl



sherwood green pearl



gray deluxe fabric (DE)



tan premium fabric (ES, ES V6, LS, LS V6)



gray premium fabric (ES, ES V6, LS, LS V6)



tan leather (LS, LS V6)



gray leather (LS, LS V6, GTZ)

Please see your Mitsubishi Retailer or our website for specific interior/exterior color combinations.

comfort and convenience

Standard equipment for all models.

- Air conditioning
- Height-adjustable steering column
- 8-way adjustable driver seat including height adjustment
- Deluxe fabric
- Power windows with 30-second power reserve
- Power door locks with security logic
- Remote hood and trunk releases
- Center console with armrest and storage compartment
- Cup holders, front (2) and rear (2)
- 12-volt accessory outlets (2)
- Lockable glove compartment
- Front door storage pockets
- Map lights
- Dimming interior light with time delay
- Driver side vanity mirror

audio

100-watt Mitsubishi AM/FM/CD audio system with 4 speakers

Added to or replacing DE features.

- Illuminated ignition key cylinder
- Cruise control
- Premium fabric
- Remote keyless entry with trunk release
- Illuminated vanity mirrors
- Trunk pass-through
- Titanium-finish or bronze-finish accents

instrumentation

Tachometer and digital tripmeters (2)

High-luminance instrument panel

safety

- 3-point safety belts for all occupants
- Height-adjustable front shoulder belt anchors
- Dual front air bags¹
- Child safety locks
- LATCH system (Lower Anchors and Tethers for Children) for child safety seats
- RISE (Refined Impact Safety Evolution) chassis
- Tubular steel side-guard door beams
- Front and rear crumple zones
- Emergency illuminated inside trunk release

engineering

2.4-liter 16-valve inline-4 engine w/balance shafts
 Horsepower: 140 hp @ 5500 rpm
 Torque: 155 lb-ft @ 4000 rpm
 Front-wheel drive
 4-speed automatic transmission with adaptive shift control
 Multi-port fuel injection
 Anti-theft engine immobilizer
 Stainless steel exhaust system

chassis and suspension

Unibody construction
 Front independent suspension with MacPherson struts and stabilizer bar
 Rear independent multi-link suspension with coil springs
 Power-assist ventilated front disc/rear drum brakes
 Variable power-assist rack-and-pinion steering
 15" steel wheels with full covers
 P195/65 R15 all-season, steel-belted tires

exterior

- Auto-off headlights
- Manual remote sideview mirrors
- Electric rear-window defroster
- Two-speed variable intermittent windshield wipers with mist control
- Color-keyed bumpers
- Bodyside molding
- Tinted solar control glass
- Whip antenna

Added to or replacing ES features.

- 10-way adjustable driver seat including height adjustment and adjustable lumbar support
- Leather-wrapped steering wheel
- Rear heater ducts

210-watt Mitsubishi/Infinity[®] AM/FM/CD Premium audio system with 7 speakers

Dual front side air bags¹

Anti-lock braking system (ABS)
 15" five-spoke alloy wheels

- One-touch power sunroof with vent feature
- Dome light
- Glass diversity antenna

Added to or replacing ES features.

3.0-liter 24-valve V6 engine
 Horsepower: 195 hp @ 5500 rpm
 Torque: 205 lb-ft @ 4000 rpm

Power-assist ventilated front disc/solid rear disc brakes
 Anti-lock braking system (ABS)
 16" steel wheels with full covers
 P205/55 R16 all-season, steel-belted tires

Added to or replacing ES V6 features.

- 10-way adjustable driver seat including height adjustment and adjustable lumbar support
- Leather-wrapped steering wheel
- Rear heater ducts

210-watt Mitsubishi/Infinity AM/FM/CD Premium audio system with 7 speakers

Dual front side air bags¹

16" six-spoke alloy wheels

- One-touch power sunroof with vent feature
- Dome light
- Glass diversity antenna

Added to or replacing LS V6 features.

- 12-way adjustable (8-way power) driver seat including dual height adjustment and lumbar adjustment
- Leather seating surfaces
- Leather-wrapped shift knob
- Security alarm system with panic feature
- Twisted carbon-finish accents

Traction control system
 Firmer shock absorber valving and spring rates

- Color-keyed grille
- Sculpted color-keyed bodyside molding
- Heated, color-keyed sideview mirrors

EPA fuel economy estimates²/capacities

DE, ES, LS (city/highway)	21/28
ES V6, LS V6, GTZ (city/highway)	20/27
Fuel tank (gal)	16.3

interior measurements

Headroom (in, front/rear) w/sunroof	39.9/37.7
Legroom (in, front/rear)	43.5/36.3
Shoulder room (in, front/rear)	54.5/54.2
Hip room (in, front/rear)	52.4/53.9
Cargo volume (cu ft)	14.6
Passenger volume w/o sunroof (cu ft)	97.6

exterior measurements

Wheelbase (in)	103.7
Length (in)	187.8
Height (in) GTZ	55.7/55.3
Width (in)	68.5
Track (in, front/rear)	59.4/59.3
Curb weights	
DE	3031
ES	3075
LS	3108
ES V6	3252
LS V6	3274
GTZ	3296

We'll stand by you with Diamond Care.[™]

WARRANTIES* Every 2002 Mitsubishi comes with a 3-year/36,000-mile New Vehicle Limited Warranty, a 5-year/60,000-mile Powertrain Limited Warranty, and a 7-year/100,000-mile Anti-Corrosion/Perforation Limited Warranty.

DIAMOND CARE DELIVERY Your new Mitsubishi will be prepared, inspected and explained to you prior to delivery.

DIAMOND CARE PROTECTION PLAN Extended service coverage for up to seven years or 100,000 miles after your purchase.

LEASING AND FINANCING Many leasing and financing programs are available through Mitsubishi Motors Credit of America, Inc. See your Retailer for details.

DIAMOND CARE ROAD SERVICE Should your Mitsubishi become inoperable due to a warrantable failure in the first three years or 36,000 miles, Mitsubishi Motor Sales of America, Inc. (MMSA), will authorize your vehicle to be towed to the nearest Authorized Retailer or Service Center at no charge. **Towing beyond the three years or 36,000-mile limit for Diamond Care Road Service is covered and reimbursable if the problem that caused the need for the tow is still covered under warranty.

CONCIERGE SERVICE Available 24 hours a day, 365 days a year for the first three years or 36,000 miles. We'll do everything to get you back on the road and take care of you if you're stranded. We will assist you in making arrangements such as rental car and hotel reservations. We will also call your home or office to advise family members or colleagues of your inconvenience.

NOTE Technical data, features, options and other equipment shown in this brochure are based on the latest information available at the time of printing and are subject to change without notice. Headlights, parking lights, fog lights and instrument panel lights on vehicles may be illuminated for illustration purposes only. Some vehicles are shown with optional equipment. The trademark Mirage is used with the consent of Grand Touring Cars, Inc., Scottsdale, AZ.

SAFETY Safety is a two-way street. It requires your attention and cooperation. Please fasten your safety belt, drive responsibly and obey all local traffic laws.

OPTIONAL EQUIPMENT Availability of vehicles with specific features may vary. For further information contact your Retailer. For the Retailer nearest you, call 1-888-MITSU2002 or visit our website at mitsubishicars.com.

*See your Mitsubishi Motors Retailer for all limited warranty details. **Towing will not be covered if your vehicle is driveable and driving would not pose a safety problem or cause further damage to your vehicle; or is inoperable as a result of an accident, owner abuse, lack of maintenance, or driver error. Diamond Care Road Service towing coverage applies only to vehicles within the continental U.S., Alaska and Hawaii.

¹ Always place an infant in a rear-facing infant seat in the rear seat. Always transport children 1 to 12 years old in the rear seat and use appropriate child restraints. Always buckle your safety belt. Keep 10" between the center of the air bag cover and your breastbone. Sit well back and upright without leaning against the window or door. Thank you.

² EPA estimates to be used as a standardized comparison with other vehicles. Your mileage may vary depending on driving style and environmental conditions.

♻️ Litho in USA on Recycled Paper. Part Number NATLBRO-02-004

©2001 Mitsubishi Motor Sales of America, Inc. 6400 Katella Ave., Cypress, CA 90630-0064.

details



15" steel wheel (DE, ES)



15" five-spoke alloy wheel (LS)



16" steel wheel (ES V6)



16" six-spoke alloy wheel (LS V6, GTZ)